

School of Nursing
Portfolio
AY 2013 – 2014

School of Nursing
Fall 2013 – Spring 2014

Table of Contents

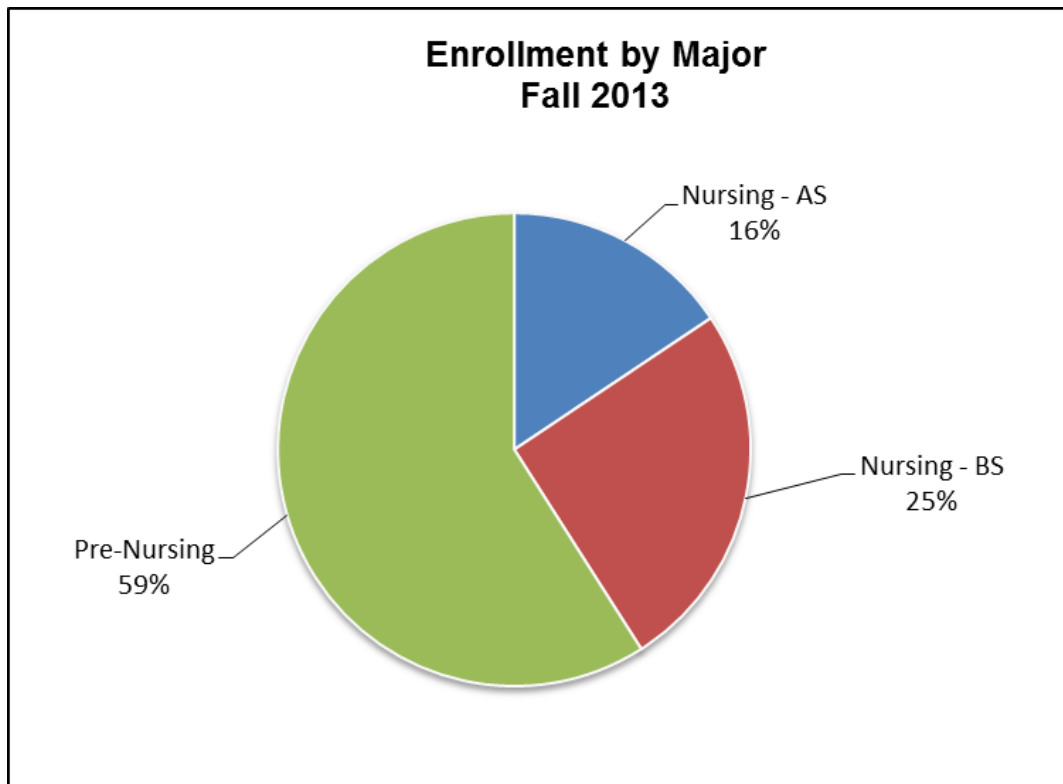
Section One – Undergraduate Enrollment

Student Enrollment	Page
Table 1.1 Undergraduate Enrollment by Status, Major, Gender and Campus: Fall 2013	2
Table 1.2 Undergraduate Enrollment by Campus, Age and Status: Fall 2013	4
Table 1.3 Undergraduate Enrollment by Status, Major, Gender and Campus: Spring 2014	5
Table 1.4 Undergraduate Enrollment by Campus, Age and Status: Spring 2014	6
Credit Hour Enrollment	
Table 1.5A Credit Hour Enrollment by Course, Sections and Average Enrollment, St Thomas Campus: Fall 2013	7
Table 1.5B Credit Hour Enrollment by Course, Sections and Average Enrollment, St Croix Campus: Fall 2013	7
Table 1.6A Credit Hour Enrollment by Course, Sections and Average Enrollment, St Thomas Campus: Spring 2014	8
Table 1.6B Credit Hour Enrollment by Course, Sections and Average Enrollment, St Croix Campus: Spring 2014	8
Degrees Awarded: Fall 2013 - Spring 2014	
Table 1.7 Degrees Conferred by Major and Campus	9
Table 1.8 Degrees Conferred by Honor, Gender and Campus	9

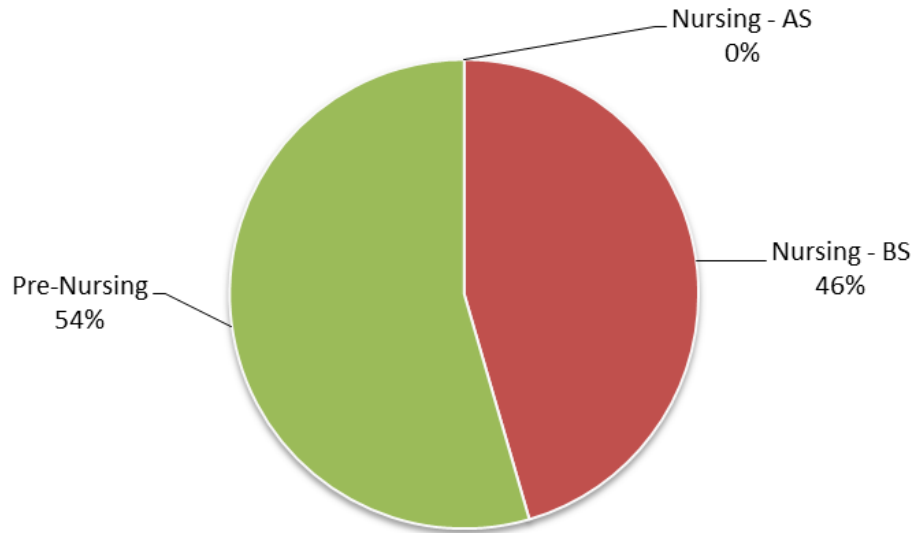
Section One Undergraduate Enrollment

**Table 1.1 Undergraduate Enrollment
By Status, Major, Gender and Campus
Fall 2013**

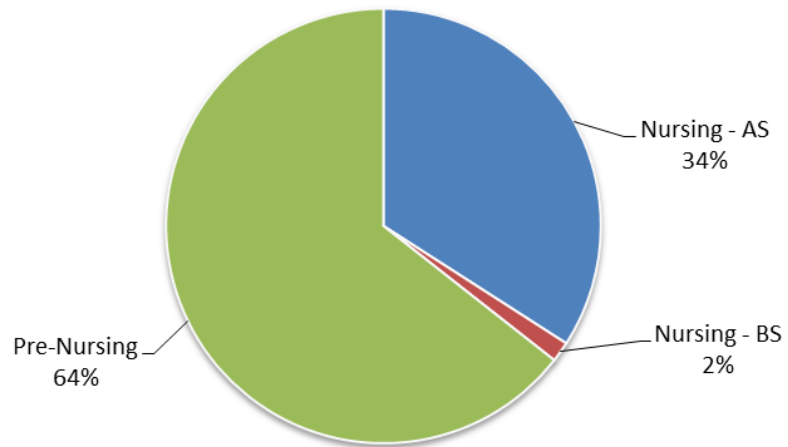
Major	All			Full-Time			Part-Time		
	Total	Female	Male	Total	Female	Male	Total	Female	Male
UVI									
Nursing - AS	45	41	4	15	15	0	30	26	4
Nursing - BS	73	70	3	40	37	3	33	33	0
Pre-Nursing	170	162	8	118	111	7	52	51	1
All Majors	288	273	15	173	163	10	115	110	5
St. Thomas									
Nursing - AS	0	0	0	0	0	0	0	0	0
Nursing - BS	71	69	2	39	37	2	32	32	0
Pre-Nursing	85	81	4	70	66	4	15	15	0
All Majors	156	150	6	109	103	6	47	47	0
St. Croix									
Nursing - AS	45	41	4	15	15	0	30	26	4
Nursing - BS	2	1	1	1	0	1	1	1	0
Pre-Nursing	85	81	4	48	45	3	37	36	1
All Majors	132	123	9	64	60	4	68	63	5



**Enrollment by Major
St. Thomas Campus
Fall 2013**



**Enrollment by Major
St Croix Campus
Fall 2013**



**Table 1.2 Undergraduate Enrollment
By Campus, Age and Status
Fall 2013**

Age	UVI (All)		St. Thomas		St. Croix	
	Count	Percent	Count	Percent	Count	Percent
ALL						
Under 18	10	3%	6	4%	4	3%
18-19	64	22%	42	27%	22	17%
20-21	63	22%	40	26%	23	17%
22-24	45	16%	22	14%	23	17%
25-29	33	11%	19	12%	14	11%
30-34	21	7%	11	7%	10	8%
35-39	19	7%	6	4%	13	10%
40-49	25	9%	8	5%	17	13%
50 and over	8	3%	2	1%	6	5%
Unknown	0	0%	0	0%	0	0%
Total	288	100%	156	100%	132	100%
FULL-TIME						
Under 18	10	6%	6	6%	4	6%
18-19	54	31%	38	35%	16	25%
20-21	42	24%	28	26%	14	22%
22-24	22	13%	9	8%	13	20%
25-29	14	8%	12	11%	2	3%
30-34	10	6%	6	6%	4	6%
35-39	7	4%	3	3%	4	6%
40-49	13	8%	6	6%	7	11%
50 and over	1	1%	1	1%	0	0%
Unknown	0	0%	0	0%	0	0%
Total	173	100%	109	100%	64	100%
PART-TIME						
Under 18	0	0%	0	0%	0	0%
18-19	10	9%	4	9%	6	9%
20-21	21	18%	12	26%	9	13%
22-24	23	20%	13	28%	10	15%
25-29	19	17%	7	15%	12	18%
30-34	11	10%	5	11%	6	9%
35-39	12	10%	3	6%	9	13%
40-49	12	10%	2	4%	10	15%
50 and over	7	6%	1	2%	6	9%
Unknown	0	0%	0	0%	0	0%
Total	115	100%	47	100%	68	100%

**Table 1.3 Undergraduate Enrollment
By Status, Major, Gender and Campus
Spring 2014**

Major	All			Full-Time			Part-Time		
	Total	Female	Male	Total	Female	Male	Total	Female	Male
UVI									
Nursing - AS	40	37	3	8	8	0	32	29	3
Nursing - BS	67	64	3	26	24	2	41	40	1
Pre-Nursing	162	154	8	99	94	5	63	60	3
All Majors	269	255	14	133	126	7	136	129	7
St. Thomas									
Nursing - AS	0	0	0	0	0	0	0	0	0
Nursing - BS	62	60	2	24	23	1	38	37	1
Pre-Nursing	93	88	5	65	61	4	28	27	1
All Majors	155	148	7	89	84	5	66	64	2
St. Croix									
Nursing - AS	40	37	3	8	8	0	32	29	3
Nursing - BS	5	4	1	2	1	1	3	3	0
Pre-Nursing	69	66	3	34	33	1	35	33	2
All Majors	114	107	7	44	42	2	70	65	5

**Table 1.4 Undergraduate Enrollment
By Campus, Age and Status
Spring 2014**

Age	UVI (All)		St. Thomas		St. Croix	
	Count	Percent	Count	Percent	Count	Percent
ALL						
Under 18	0	0%	0	0%	0	0%
18-19	43	16%	29	19%	14	12%
20-21	71	26%	45	29%	26	23%
22-24	56	21%	29	19%	27	24%
25-29	38	14%	28	18%	10	9%
30-34	12	4%	4	3%	8	7%
35-39	17	6%	10	6%	7	6%
40-49	28	10%	9	6%	19	17%
50 and over	4	1%	1	1%	3	3%
Unknown	0	0%	0	0%	0	0%
Total	269	100%	155	100%	114	100%
FULL-TIME						
Under 18	0	0%	0	0%	0	0%
18-19	40	30%	28	31%	12	27%
20-21	46	35%	30	34%	16	36%
22-24	18	14%	10	11%	8	18%
25-29	13	10%	13	15%	0	0%
30-34	6	5%	3	3%	3	7%
35-39	1	1%	1	1%	0	0%
40-49	8	6%	4	4%	4	9%
50 and over	1	1%	0	0%	1	2%
Unknown	0	0%	0	0%	0	0%
Total	133	100%	89	100%	44	100%
PART-TIME						
Under 18	0	0%	0	0%	0	0%
18-19	3	2%	1	2%	2	3%
20-21	25	18%	15	23%	10	14%
22-24	38	28%	19	29%	19	27%
25-29	25	18%	15	23%	10	14%
30-34	6	4%	1	2%	5	7%
35-39	16	12%	9	14%	7	10%
40-49	20	15%	5	8%	15	21%
50 and over	3	2%	1	2%	2	3%
Unknown	0	0%	0	0%	0	0%
Total	136	100%	66	100%	70	100%

**Table 1.5A St. Thomas Campus
Credit Hour Enrollment by Course, Class, Sections and Average Enrollment
Fall 2013**

Course	Class Description	St. Thomas				
		Number of Sections	Total Enrollment	Average Enrollment	Credits per Course	Total Credit Hours
FDS 100	Freshman Development Seminar	11	228	21	1	228
NUR 207	Human Nutrition	1	10	10	2	20
NUR 208	Fundamentals of Nursing	3	14	5	6	84
NUR 209	Health Assessment	2	11	6	3	33
NUR 308	Adult Health Nursing I	2	15	8	6	90
NUR 309	Nurs Role in Pediatric Care	2	14	7	5	70
NUR 310	Disparities in Health Care	1	2	2	3	6
NUR 417	Adult Health Nursing III	2	12	6	6	72
NUR 419	Nursing Research	1	12	12	3	36
NUR 422	Issues In Nursing	1	10	10	2	20
ALL		26	328	13	37	659

**Table 1.5B St. Croix Campus
Credit Hour Enrollment by Course, Class, Sections and Average Enrollment
Fall 2013**

Course	Class Description	St. Croix				
		Number of Sections	Total Enrollment	Average Enrollment	Credits per Course	Total Credit Hours
FDS 100	Freshman Development Seminar	10	139	14	1	139
NUR 100	Medical Terminology	2	31	16	1	31
NUR 131	Nursing Skill Acquisition	1	19	19	4	76
NUR 132	Intro to Nursing/Client System	1	24	24	4	96
NUR 242	NCS Adult II	1	18	18	6	108
NUR 245	NCS: Child	1	17	17	4	68
NUR 310	Disparities in Health Care	1	1	1	3	3
ALL		17	249	15	23	521

**Table 1.6A St. Thomas Campus
Credit Hour Enrollment by Course, Class, Sections and Average Enrollment
Spring 2014**

Course	Class Description	St. Thomas				
		Number of Sections	Total Enrollment	Average Enrollment	Credits per Course	Total Credit Hours
FDS 100	Freshman Development Seminar	5	85	17	1	85
NUR 120	Foundations Of Nursing	1	34	34	2	68
NUR 228	Nurs Roles-Child Bearing Fam	2	11	6	6	66
NUR 229	Pharmacology in Nursing	1	10	10	2	20
NUR 310	Disparities in Health Care	1	5	5	3	15
NUR 318	Mental/Behavioral Health Nursi	2	14	7	3	42
NUR 319	Nursing Roles in Adult Care II	2	17	9	6	102
NUR 418	Community Health Nursing	1	9	9	4	36
NUR 424	Nur Lead/Clin Elective	1	11	11	5	55
ALL		16	196	12	32	489

**Table 1.6B St. Croix Campus
Credit Hour Enrollment by Course, Class, Sections and Average Enrollment
Spring 2014**

Course	Class Description	St. Croix				
		Number of Sections	Total Enrollment	Average Enrollment	Credits per Course	Total Credit Hours
FDS 100	Freshman Development Seminar	4	56	14	1	56
NUR 100	Medical Terminology	1	24	24	1	24
NUR 104	Drug Dosage Calculation	1	36	36	2	72
NUR 142	NCS: Adult 1	1	20	20	9	180
NUR 243	NCS: Childbearing Family	1	14	14	4	56
NUR 244	NCS: Mental Health	1	15	15	4	60
NUR 246	HCS: Management	1	15	15	2	30
ALL		10	180	18	23	478

**Table 1.7 Undergraduate Degrees Conferred
By Major, Type and Campus
Fall 2013 - Spring 2014**

	Associates	Bachelors	All Degrees
UVI			
Nursing	14	11	25
Total	14	11	25
St Thomas			
Nursing	0	11	11
Total	0	11	11
St Croix			
Nursing	14	0	14
Total	14	0	14

**Table 1.8 Undergraduate Degrees Conferred
By Gender, Honors and Campus
Fall 2013 - Spring 2014**

Campus/Honors	Female	Male	All Genders
UVI			
Cum Laude	0	0	0
Magna Cum Laude	0	0	0
Summa Cum Laude	0	0	0
Total	0	0	0
St. Thomas			
Cum Laude	0	0	0
Magna Cum Laude	0	0	0
Summa Cum Laude	0	0	0
Total	0	0	0
St. Croix			
Cum Laude	0	0	0
Magna Cum Laude	0	0	0
Summa Cum Laude	0	0	0
Total	0	0	0