

College of Liberal Arts
And Social Sciences
Portfolio
AY 2012 – 2013

College of Liberal Arts and Social Sciences
Fall 2012 – Spring 2013

Table of Contents

Section One – Undergraduate Enrollment

Student Enrollment	Page
Table 1.1 Undergraduate Enrollment by Status, Major, Gender and Campus: Fall 2012	2
Table 1.2 Undergraduate Enrollment by Campus, Age and Status: Fall 2012	5
Table 1.3 Undergraduate Enrollment by Status, Major, Gender and Campus: Spring 2013	6
Table 1.4 Undergraduate Enrollment by Campus, Age and Status: Spring 2013	7
Credit Hour Enrollment	
Table 1.5A Credit Hour Enrollment by Course, Sections and Average Enrollment, St Thomas Campus: Fall 2012	8
Table 1.5B Credit Hour Enrollment by Course, Sections and Average Enrollment, St Croix Campus: Fall 2012	12
Table 1.6A Credit Hour Enrollment by Course, Sections and Average Enrollment, St Thomas Campus: Spring 2013	15
Table 1.6B Credit Hour Enrollment by Course, Sections and Average Enrollment, St Croix Campus: Spring 2013	19
Degrees Awarded: Fall 2012 - Spring 2013	
Table 1.7 Degrees Conferred by Major and Campus	22
Table 1.8 Degrees Conferred by Honor, Gender and Campus	23

Section Two – Graduate Enrollment

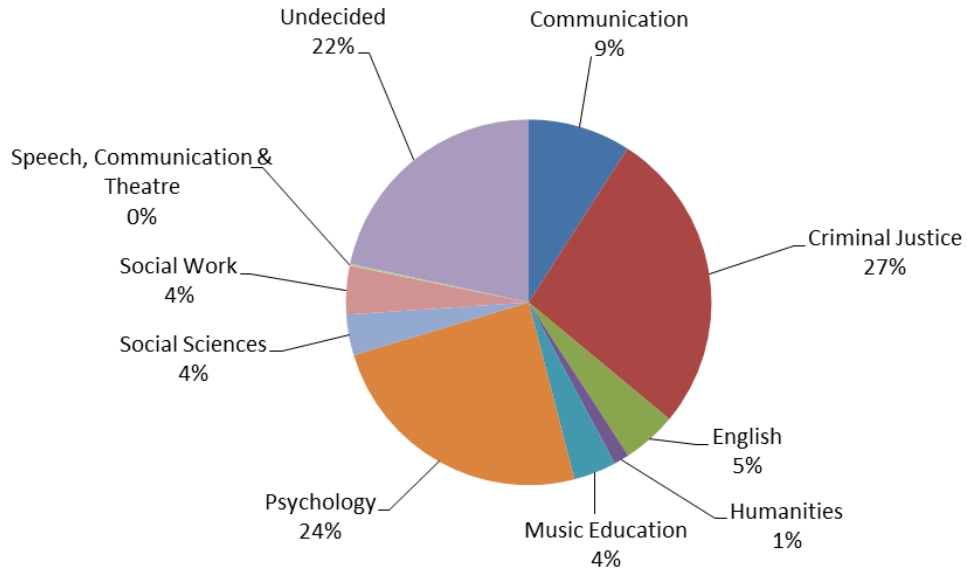
Student Enrollment	
Table 2.1 Graduate Enrollment by Status, Major, Gender and Campus: Fall 2012	25
Table 2.2 Graduate Enrollment by Campus, Age and Gender: Fall 2012	25
Table 2.3 Graduate Enrollment by Status, Major, Gender and Campus: Spring 2013	26
Table 2.4 Graduate Enrollment by Campus, Age and Gender: Spring 2013	26
Credit Hour Enrollment	
Table 2.5A Credit Hour Enrollment by Course, Sections and Average Enrollment, St Thomas Campus: Fall 2012	27
Table 2.5B Credit Hour Enrollment by Course, Sections and Average Enrollment, St Croix Campus: Fall 2012	27
Table 2.6A Credit Hour Enrollment by Course, Sections and Average Enrollment, St Thomas Campus: Spring 2013	28
Table 2.6B Credit Hour Enrollment by Course, Sections and Average Enrollment, St Croix Campus: Spring 2013	28
Degrees Awarded: Fall 2012 - Spring 2013	
Table 2.7 Degrees Conferred by Gender and Campus	29

Section One Undergraduate Enrollment

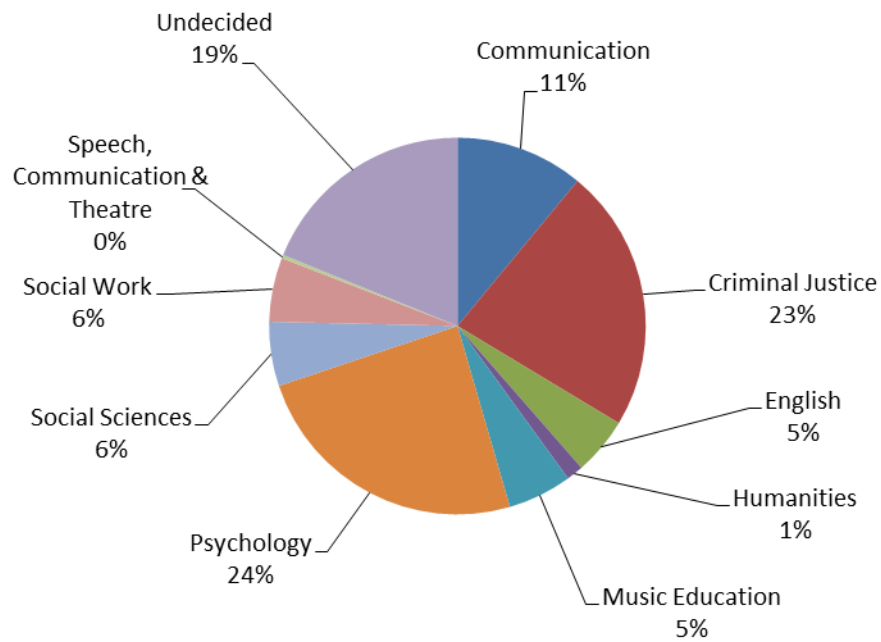
**Table 1.1 Undergraduate Enrollment
By Status, Major, Gender and Campus
Fall 2012**

Majors	All			Full-Time			Part-Time		
	Total	Female	Male	Total	Female	Male	Total	Female	Male
UVI									
Communication	53	37	16	46	34	12	7	3	4
Criminal Justice	157	109	48	103	73	30	54	36	18
English	28	25	3	17	14	3	11	11	0
Humanities	8	6	2	4	3	1	4	3	1
Music Education	22	9	13	17	8	9	5	1	4
Psychology	142	109	33	107	81	26	35	28	7
Social Sciences	21	16	5	10	8	2	11	8	3
Social Work	25	25	0	20	20	0	5	5	0
Speech, Communication & Theatre	1	0	1	1	0	1	0	0	0
Undecided	126	66	60	84	43	41	42	23	19
All Majors	583	402	181	409	284	125	174	118	56
St. Thomas									
Communication	38	26	12	34	24	10	4	2	2
Criminal Justice	78	53	25	60	39	21	18	14	4
English	17	16	1	10	9	1	7	7	0
Humanities	5	4	1	4	3	1	1	1	0
Music Education	19	7	12	14	6	8	5	1	4
Psychology	84	65	19	65	48	17	19	17	2
Social Sciences	19	15	4	10	8	2	9	7	2
Social Work	19	19	0	16	16	0	3	3	0
Speech, Communication & Theatre	1	0	1	1	0	1	0	0	0
Undecided	65	29	36	44	18	26	21	11	10
All Majors	345	234	111	258	171	87	87	63	24
St. Croix									
Communication	15	11	4	12	10	2	3	1	2
Criminal Justice	79	56	23	43	34	9	36	22	14
English	11	9	2	7	5	2	4	4	0
Humanities	3	2	1	0	0	0	3	2	1
Music Education	3	2	1	3	2	1	0	0	0
Psychology	58	44	14	42	33	9	16	11	5
Social Sciences	2	1	1	0	0	0	2	1	1
Social Work	6	6	0	4	4	0	2	2	0
Speech, Communication & Theatre	0	0	0	0	0	0	0	0	0
Undecided	61	37	24	40	25	15	21	12	9
All Majors	238	168	70	151	113	38	87	55	32

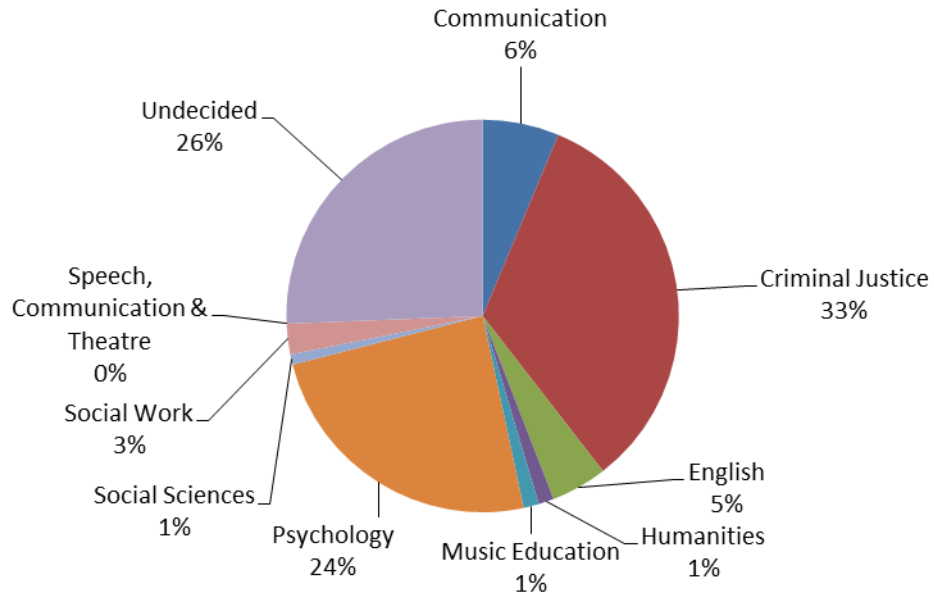
**Enrollment by Major
Fall 2012**



**Enrollment by Major
St Thomas Campus
Fall 2012**



**Enrollment by Major
St Croix Campus
Fall 2012**



**Table 1.2 Undergraduate Enrollment
By Campus, Age and Status
Fall 2012**

Age	UVI (All)		St. Thomas		St. Croix	
	Count	Percent	Count	Percent	Count	Percent
ALL						
Under 18	26	4%	15	4%	11	5%
18-19	195	33%	105	30%	90	38%
20-21	150	26%	90	26%	60	25%
22-24	76	13%	51	15%	25	11%
25-29	62	11%	41	12%	21	9%
30-34	17	3%	11	3%	6	3%
35-39	18	3%	8	2%	10	4%
40-49	19	3%	12	3%	7	3%
Over 50	20	3%	12	3%	8	3%
Unknown	0	0%	0	0%	0	0%
Total	583	100%	345	100%	238	100%
FULL-TIME						
Under 18	24	6%	14	5%	10	7%
18-19	163	40%	94	36%	69	46%
20-21	108	26%	70	27%	38	25%
22-24	51	12%	34	13%	17	11%
25-29	32	8%	24	9%	8	5%
30-34	8	2%	6	2%	2	1%
35-39	11	3%	6	2%	5	3%
40-49	10	2%	8	3%	2	1%
over 50	2	0%	2	1%	0	0%
Unknown	0	0%	0	0%	0	0%
Total	409	100%	258	100%	151	100%
PART-TIME						
Under 18	2	1%	1	1%	1	1%
18-19	32	18%	11	13%	21	24%
20-21	42	24%	20	23%	22	25%
22-24	25	14%	17	20%	8	9%
25-29	30	17%	17	20%	13	15%
30-34	9	5%	5	6%	4	5%
35-39	7	4%	2	2%	5	6%
40-49	9	5%	4	5%	5	6%
over 50	18	10%	10	11%	8	9%
Unknown	0	0%	0	0%	0	0%
Total	174	100%	87	100%	87	100%

**Table 1.3 Undergraduate Enrollment
By Status, Major, Gender and Campus
Spring 2013**

Majors	All			Full-Time			Part-Time		
	Total	Female	Male	Total	Female	Male	Total	Female	Male
UVI									
Communication	50	35	15	40	31	9	10	4	6
Criminal Justice	141	90	51	87	58	29	54	32	22
English	26	24	2	16	15	1	10	9	1
Humanities	7	5	2	2	2	0	5	3	2
Music Education	22	9	13	14	5	9	8	4	4
Psychology	135	106	29	89	70	19	46	36	10
Social Sciences	20	15	5	9	7	2	11	8	3
Social Work	23	23	0	14	14	0	9	9	0
Speech, Communication & Theatre	1	0	1	0	0	0	1	0	1
Undecided	276	174	102	60	29	31	216	145	71
All Majors	701	481	220	331	231	100	370	250	120
St. Thomas									
Communication	29	21	8	24	19	5	5	2	3
Criminal Justice	77	52	25	53	38	15	24	14	10
English	13	13	0	8	8	0	5	5	
Humanities	4	3	1	2	2	0	2	1	1
Music Education	19	7	12	11	3	8	8	4	4
Psychology	80	61	19	55	40	15	25	21	4
Social Sciences	17	14	3	8	7	1	9	7	2
Social Work	18	18	0	11	11	0	7	7	0
Speech, Communication & Theatre	1	0	1	0	0	0	1	0	1
Undecided	158	95	63	34	13	21	124	82	42
All Majors	416	284	132	206	141	65	210	143	67
St. Croix									
Communication	21	14	7	16	12	4	5	2	3
Criminal Justice	64	38	26	34	20	14	30	18	12
English	13	11	2	8	7	1	5	4	1
Humanities	3	2	1	0	0	0	3	2	1
Music Education	3	2	1	3	2	1	0	0	0
Psychology	55	45	10	34	30	4	21	15	6
Social Sciences	3	1	2	1	0	1	2	1	1
Social Work	5	5	0	3	3	0	2	2	0
Speech, Communication & Theatre	0	0	0	0	0	0	0	0	0
Undecided	118	79	39	26	16	10	92	63	29
All Majors	285	197	88	125	90	35	160	107	53

**Table 1.4 Undergraduate Enrollment
By Campus, Age and Status
Spring 2013**

Age	UVI (All)		St. Thomas		St. Croix	
	Count	Percent	Count	Percent	Count	Percent
ALL						
Under 18	5	1%	4	1%	1	0%
18-19	126	18%	65	16%	61	21%
20-21	172	25%	99	24%	73	26%
22-24	132	19%	87	21%	45	16%
25-29	75	11%	50	12%	25	9%
30-34	30	4%	19	5%	11	4%
35-39	22	3%	13	3%	9	3%
40-49	39	6%	20	5%	19	7%
Over 50	99	14%	58	14%	41	14%
Unknown	1	0%	1	0%	0	0%
Total	701	100%	416	100%	285	100%
FULL-TIME						
Under 18	1	0%		0%	1	1%
18-19	86	26%	49	24%	37	30%
20-21	111	34%	67	33%	44	35%
22-24	76	23%	54	26%	22	18%
25-29	29	9%	16	8%	13	10%
30-34	10	3%	7	3%	3	2%
35-39	7	2%	5	2%	2	2%
40-49	9	3%	6	3%	3	2%
over 50	2	1%	2	1%	0	0%
Unknown	0	0%	0	0%	0	0%
Total	331	100%	206	100%	125	100%
PART-TIME						
Under 18	4	1%	4	2%	0	0%
18-19	40	11%	16	8%	24	15%
20-21	61	16%	32	15%	29	18%
22-24	56	15%	33	16%	23	14%
25-29	46	12%	34	16%	12	8%
30-34	20	5%	12	6%	8	5%
35-39	15	4%	8	4%	7	4%
40-49	30	8%	14	7%	16	10%
over 50	97	26%	56	27%	41	26%
Unknown	1	0%	1	0%	0	0%
Total	370	100%	210	100%	160	100%

**Table 1.5A St. Thomas Campus
Credit Hour Enrollment by Course, Class, Sections and Average Enrollment
Fall 2012**

Course	Class Description	St. Thomas				
		Number of Sections	Total Enrollment	Average Enrollment	Credits per Course	Total Credit Hours
ART 125	Survey of World Art	1	22	22	3	66
CJU 110	Intro to Criminal Justice	2	22	11	3	66
CJU 205	Administration of Justice	1	6	6	3	18
CJU 222	Law Enforce/Comm Relat	1	12	12	3	36
CJU 223	Juv Delinq/Justice	1	1	1	3	3
CJU 250	Criminal Justice Internship	1	3	3	3	9
CJU 265	Sel. Topics: Homeland Security	1	14	14	3	42
CJU 321	Contemporary Corrections	1	7	7	3	21
CJU 345	Forensic Science	1	12	12	4	48
CJU 405	Comparative Crim Justice Sys	1	4	4	3	12
COM 110	Introduction to Communication	1	9	9	3	27
COM 119	Intrprsnl Comm. Ldershp Skills	4	107	27	3	321
COM 120	Public Speaking	4	75	19	3	225
COM 200	Journalism Workshop	1	4	4	1	4
COM 227	Voice & Diction	1	10	10	3	30
COM 230	Computer-Mediated Comm. I	1	23	23	3	69
COM 308	Newsriting for Mass Media I	1	8	8	3	24
COM 312	Feature Writing	1	3	3	3	9
COM 402	Mass Comm. Law and Ethics	1	7	7	3	21
COM 403	Rhetorical Criticism	1	7	7	3	21
COM 404	Pro. Internship Mass Comm.	1	3	3	3	9
COM 465	Sel Top: Radio Drama	1	8	8	3	24
COM 490	Advanced Production Project	1	11	11	4	44
ECO 221	Intro to Macro-Economics	2	27	14	3	81
ECO 222	Intro to Micro-Economics	2	24	12	3	72
ENG 051	Functional Writing	1	9	9	3	27
ENG 100	Writing across the Curriculum	6	89	15	1	89
ENG 101	Reading in the Content Area	8	135	17	1	135
ENG 120	English Composition	7	118	17	3	354
ENG 200	Journalism Workshop	1	2	2	1	2
ENG 201	Research and Applied Writing	7	126	18	3	378
ENG 261	World Literature I	2	40	20	3	120
ENG 262	World Literature II	2	40	20	3	120
ENG 308	Newsriting I	1	4	4	3	12
ENG 312	Feature Writing	1	3	3	3	9
ENG 363	Black American Literature	1	6	6	3	18
ENG 381	Modern African Literature	1	6	6	3	18

Course	Class Description	St. Thomas				
		Number of Sections	Total Enrollment	Average Enrollment	Credits per Course	Total Credit Hours
ENG 415	Literary Criticism	1	4	4	3	12
ENG 433	Major Carib Author: Dandicat	1	5	5	3	15
FRE 131	Functional Elem French I	1	13	13	4	52
FRE 132	Functional Elem French II	1	13	13	4	52
FRE 231	Intermediate French	1	9	9	4	36
GEOG 121	Physical Geography	1	18	18	3	54
GEOG 232	Geog of the Caribbean	1	2	2	3	6
HIS 181	World Civilizations	1	8	8	3	24
HIS 330	US - Caribbean Relations	1	8	8	3	24
HIS 341	Caribbean History	1	6	6	3	18
HIS 342	History of the VI	1	22	22	3	66
HIS 350	Latin Amer Since Ind	1	3	3	3	9
HUM 115	Introduction to Humanities	3	62	21	3	186
HUM 497	Sr Humanities Seminar I	1	15	15	1	15
MSL 101	Foundations of Officership	1	7	7	1	7
MSL 201	Individual Leadership Studies	1	6	6	2	12
MUE 311	Conducting Techniques	1	4	4	3	12
MUE 321	Brass & Percussion Methods	1	1	1	2	2
MUE 322	Woodwind Methods	1	1	1	2	2
MUE 411	Tchgng Music Sec Schools	1	4	4	3	12
MUS 101	Sight Singing/Ear Training I	1	2	2	2	4
MUS 103	Music Theory I	1	10	10	3	30
MUS 124	Intro To Music	1	11	11	3	33
MUS 132	Concert Band	1	7	7	1	7
MUS 133	Jazz Ensemble	1	5	5	1	5
MUS 134	Steel Pan Ensemble	1	12	12	1	12
MUS 140	Class Steel Pan	1	5	5	1	5
MUS 161	Applied Music	5	27	5	2	54
MUS 162	Applied Music	4	11	3	2	22
MUS 173	Secondary Piano I	1	3	3	1	3
MUS 174	Secondary Piano II	1	1	1	1	1
MUS 175	Secondary Voice I	1	3	3	1	3
MUS 176	Secondary Voice II	1	2	2	1	2
MUS 179	Secondary Woodwind I	1	1	1	1	1
MUS 183	Class Voice I	1	6	6	1	6
MUS 242	Concert Choir	1	9	9	1	9

Course	Class Description	St. Thomas				
		Number of Sections	Total Enrollment	Average Enrollment	Credits per Course	Total Credit Hours
MUS 261	Applied Music	2	8	4	2	16
MUS 262	Applied Music	5	7	1	2	14
MUS 273	Secondary Piano III	1	1	1	1	1
MUS 274	Secondary Piano IV	1	1	1	1	1
MUS 275	Secondary Voice III	1	1	1	1	1
MUS 302	Form & Analysis	1	3	3	2	6
MUS 361	Applied Music -	3	4	1	2	8
MUS 362	Applied Music -	2	4	2	2	8
MUS 461	Applied Music -	2	2	1	2	4
MUS 462	Applied Music	2	2	1	2	4
PHI 200	Critical Thinking	3	67	22	3	201
POL 120	Intro to Political Science	1	10	10	3	30
POL 129	Intro To Public Admn	1	5	5	3	15
POL 151	American Government I	1	1	1	3	3
PSY 120	General Psychology	4	68	17	3	204
PSY 202	Life Span Development	2	41	21	3	123
PSY 203	Intro To Personality	1	17	17	3	51
PSY 240	Biopsychology	1	12	12	4	48
PSY 308	Helping Skills	1	20	20	3	60
PSY 310	Disparities in Health Care	1	8	8	3	24
PSY 322	Adult Development	1	23	23	3	69
PSY 323	Psy of Excptnl Child & Adlsnt	1	13	13	3	39
PSY 327	The Psychology of Women	1	15	15	3	45
PSY 440	Applied Research Methods	1	20	20	3	60
RCA 021	Reading in the Content Areas	8	135	17	3	405
SOC 121	Intro To Sociology	2	34	17	3	102
SOC 224	Intro to Soc Wk & Soc Welfare	1	3	3	3	9
SOC 236	Marriage & The Family	1	8	8	3	24
SOC 345	Race & Ethnic Relations	1	4	4	3	12
SPA 131	Functional Elem Spanish I	6	98	16	4	392
SPA 132	Functional Elem Spanish II	4	54	14	4	216
SPA 231	Intermediate Spanish	3	57	19	4	228
SSC 100	An Intro Soc.Sci.A Carib.Focus	8	150	19	3	450
SSC 327	Quant Research Methods I	2	41	21	4	164
SSC 497	Soc Sci Senior Sem I	1	28	28	1	28
SWK 224	Intro to Soc Wk & Soc Welfare	1	5	5	3	15

Course	Class Description	St. Thomas				
		Number of Sections	Total Enrollment	Average Enrollment	Credits per Course	Total Credit Hours
SWK 331	Social Work Methods I	1	4	4	3	12
SWK 425	Social Work Methods III	1	6	6	3	18
SWK 427	Field Instruction & Seminar II	1	6	6	6	36
SWK 430	Soc Welf:Pol, Prog,Iss	1	4	4	3	12
THE 211	Theatre Production	1	5	5	1	5
THE 213	Theatre Production	1	1	1	1	1
WAC 011	Writing Across the Curriculum	6	89	15	3	267
ALL		207	2418	12	302	6828

**Table 1.5B St. Croix Campus
Credit Hour Enrollment by Course, Class, Sections and Average Enrollment
Fall 2012**

Course	Class Description	St. Croix				
		Number of Sections	Total Enrollment	Average Enrollment	Credits per Course	Total Credit Hours
ART 117	Basic Design	1	7	7	3	21
ART 128	Basic Drawing	1	13	13	3	39
CJU 110	Intro to Criminal Justice	2	14	7	3	42
CJU 205	Administration of Justice	1	4	4	3	12
CJU 222	Law Enforce/Comm Relat	1	5	5	3	15
CJU 223	Juv Delinq/Justice	1	3	3	3	9
CJU 250	Criminal Justice Internship	1	3	3	3	9
CJU 321	Contemporary Corrections	1	2	2	3	6
CJU 405	Comparative Crim Justice Sys	1	1	1	3	3
COM 110	Introduction to Communication	1	2	2	3	6
COM 119	Intrprsnl Comm. Ldershp Skills	5	70	14	3	210
COM 120	Public Speaking	4	56	14	3	168
COM 200	Journalism Workshop	1	5	5	1	5
COM 230	Computer-Mediated Comm. I	1	7	7	3	21
COM 308	Newswriting for Mass Media I	1	2	2	3	6
COM 312	Feature Writing	1	7	7	3	21
COM 324	Desktop Publishing	1	9	9	4	36
COM 402	Mass Comm. Law and Ethics	1	6	6	3	18
COM 403	Rhetorical Criticism	1	2	2	3	6
COM 465	Sel Top: Radio Drama	1	2	2	3	6
ECO 221	Intro to Macro-Economics	1	14	14	3	42
ECO 222	Intro to Micro-Economics	1	23	23	3	69
ENG 051	Functional Writing	1	7	7	3	21
ENG 100	Writing across the Curriculum	6	94	16	1	94
ENG 101	Reading in the Content Area	8	128	16	1	128
ENG 120	English Composition	5	75	15	3	225
ENG 200	Journalism Workshop	1	1	1	1	1
ENG 201	Research and Applied Writing	4	66	17	3	198
ENG 261	World Literature I	2	32	16	3	96
ENG 262	World Literature II	1	20	20	3	60
ENG 308	Newswriting I	1	1	1	3	3
ENG 312	Feature Writing	1	1	1	3	3
ENG 322	British Literature II	1	1	1	3	3
ENG 345	History of the English Language	1	3	3	3	9

Course	Class Description	St. Croix				
		Number of Sections	Total Enrollment	Average Enrollment	Credits per Course	Total Credit Hours
ENG 363	Black American Literature	1	4	4	3	12
ENG 381	Modern African Literature	1	4	4	3	12
ENG 415	Literary Criticism	1	5	5	3	15
ENG 433	Major Carib Author: Dandicat	1	5	5	3	15
ENG 499	Independent Study	1	1	1	3	3
FRE 131	Functional Elem French I	1	6	6	4	24
HIS 181	World Civilizations	1	8	8	3	24
HIS 330	US - Caribbean Relations	1	1	1	3	3
HIS 341	Caribbean History	1	11	11	3	33
HIS 342	History of the VI	1	14	14	3	42
HIS 350	Latin Amer Since Ind	1	7	7	3	21
HUM 115	Introduction to Humanities	2	25	13	3	75
HUM 497	Sr Humanities Seminar I	1	7	7	1	7
HUM 498	Sr Humanities Seminar II	1	3	3	1	3
MSL 101	Foundations of Officership	1	12	12	1	12
MSL 201	Individual Leadership Studies	1	2	2	2	4
MSL 301	Leadership and Problem Solving	1	2	2	3	6
MSL 401	Leadership and Management	1	1	1	3	3
PHI 200	Critical Thinking	2	26	13	3	78
POL 120	Intro to Political Science	1	8	8	3	24
POL 129	Intro To Public Admn	1	5	5	3	15
POL 151	American Government I	1	6	6	3	18
PSY 120	General Psychology	4	52	13	3	156
PSY 202	Life Span Development	1	15	15	3	45
PSY 203	Intro To Personality	1	15	15	3	45
PSY 302	Culture And Behavior	1	4	4	3	12
PSY 304	Cognitive Psychology	1	12	12	3	36
PSY 308	Helping Skills	1	10	10	3	30
PSY 322	Adult Development	1	4	4	3	12
PSY 350	Drugs, Behavior & Society	1	20	20	3	60
PSY 433	Intro to Cnslng & Psychothrpyp	1	3	3	3	9
PSY 440	Applied Research Methods	1	13	13	3	39
RCA 021	Reading in the Content Areas	8	128	16	3	384
SOC 121	Intro To Sociology	2	22	11	3	66

Course	Class Description	St. Croix				
		Number of Sections	Total Enrollment	Average Enrollment	Credits per Course	Total Credit Hours
SOC 224	Intro to Soc Wk & Soc Welfare	1	3	3	3	9
SPA 131	Functional Elem Spanish I	3	62	21	4	248
SPA 132	Functional Elem Spanish II	2	28	14	4	112
SPA 231	Intermediate Spanish	1	24	24	4	96
SSC 100	An Intro Soc.Sci.A Carib.Focus	8	133	17	3	399
SSC 327	Quant Research Methods I	2	13	7	4	52
SSC 497	Soc Sci Senior Sem I	1	15	15	1	15
SWK 224	Intro to Soc Wk & Soc Welfare	1	4	4	3	12
WAC 011	Writing Across the Curriculum	6	94	16	3	282
ALL		134	1523	11	220	4179

**Table 1.6A St. Thomas Campus
Credit Hour Enrollment by Course, Class, Sections and Average Enrollment
Spring 2013**

Course	Class Description	St. Thomas				
		Number of Sections	Total Enrollment	Average Enrollment	Credits per Course	Total Credit Hours
ANT 225	Intro to Cultural & Phys Anthr	1	11	11	3	33
ART 126	Selected Prob World Art	1	16	16	3	48
ART 275	Tchg Visl Art to Chil & Adoles	1	12	12	3	36
CJU 110	Intro to Criminal Justice	1	16	16	3	48
CJU 120	Intro to Law Enforcement	1	3	3	3	9
CJU 207	Criminal Law	1	7	7	3	21
CJU 240	Constitutional Law	1	12	12	3	36
CJU 250	Criminal Justice Internship	1	6	6	3	18
CJU 320	Drugs and Crime	1	8	8	3	24
CJU 333	Criminology	1	6	6	3	18
CJU 366	Sel Top Intel Anal & Sec. Mgt	1	14	14	3	42
COM 119	Intrprsnl Comm. Ldershp Skills	6	148	25	3	444
COM 120	Public Speaking	5	80	16	3	240
COM 200	Journalism Workshop	1	3	3	1	3
COM 205	Broadcast Communication I	1	11	11	4	44
COM 221	Oral Interpretation of Lit.	1	11	11	3	33
COM 227	Voice & Diction	1	8	8	3	24
COM 302	American & Car. Journalism	1	3	3	3	9
COM 310	Newsriting for Mass Media II	1	3	3	3	9
COM 315	Intro to Public Relations	1	2	2	3	6
COM 325	Web Publishing	1	8	8	4	32
COM 360	Communication Theory	1	17	17	3	51
COM 404	Pro. Internship Mass Comm.	1	5	5	3	15
COM 475	Directed Studies	1	15	15	3	45
ECO 221	Intro to Macro-Economics	2	33	17	3	99
ECO 222	Intro to Micro-Economics	2	31	16	3	93
ENG 051	Functional Writing	1	15	15	3	45
ENG 100	Writing across the Curriculum	3	32	11	1	32
ENG 101	Reading in the Content Area	4	58	15	1	58
ENG 120	English Composition	7	128	18	3	384
ENG 201	Research and Applied Writing	4	79	20	3	237
ENG 261	World Literature I	3	60	20	3	180
ENG 262	World Literature II	3	42	14	3	126
ENG 300	Scientific Writing	1	3	3	3	9
ENG 301	Intro to Creative Writing	1	7	7	3	21
ENG 303	Intermediate Verse Writing	1	1	1	3	3

Course	Class Description	St. Thomas				
		Number of Sections	Total Enrollment	Average Enrollment	Credits per Course	Total Credit Hours
ENG 321	British Literature I	1	1	1	3	3
ENG 344	Advanced Writing	1	7	7	3	21
ENG 362	Major American Writing	1	7	7	3	21
ENG 371	Caribbean Lit I	1	9	9	3	27
ENG 432	Majr Brit Author:W Shakespeare	1	5	5	3	15
FRE 131	Functional Elem French I	1	21	21	4	84
FRE 132	Functional Elem French II	1	10	10	4	40
FRE 231	Intermediate French	1	10	10	4	40
GOG 122	Cultural Geography	1	7	7	3	21
HIS 182	World Civilizations	1	19	19	3	57
HIS 320	History of the U S	1	9	9	3	27
HIS 330	US - Caribbean Relations	1	13	13	3	39
HIS 341	Caribbean History	1	7	7	3	21
HIS 342	History of the VI	1	19	19	3	57
HON 201	Hon. Research Theory & Methods	1	3	3	3	9
HUM 115	Introduction to Humanities	3	73	24	3	219
HUM 498	Sr Humanities Seminar II	1	16	16	1	16
MSL 102	Basic Leadership	1	10	10	1	10
MSL 202	Leadership and Teamwork	1	6	6	2	12
MUE 312	Tchng Music Elem Schl	1	3	3	3	9
MUE 412	Obs & Stdnt Tchng Mus	1	2	2	6	12
MUS 104	Music Theory II	1	5	5	3	15
MUS 124	Intro To Music	1	10	10	3	30
MUS 132	Concert Band	1	8	8	1	8
MUS 133	Jazz Ensemble	1	7	7	1	7
MUS 134	Steel Pan Ensemble	1	14	14	1	14
MUS 140	Class Steel Pan	1	7	7	1	7
MUS 161	Applied Music	4	17	4	2	34
MUS 162	Applied Music	4	7	2	2	14
MUS 173	Secondary Piano I	1	11	11	1	11
MUS 174	Secondary Piano II	1	4	4	1	4
MUS 175	Secondary Voice I	1	7	7	1	7
MUS 176	Secondary Voice II	1	2	2	1	2
MUS 177	Secondary Brass I	1	1	1	1	1
MUS 179	Secondary Woodwind I	1	2	2	1	2
MUS 185	Secondary Percussion I	1	1	1	1	1

Course	Class Description	St. Thomas				
		Number of Sections	Total Enrollment	Average Enrollment	Credits per Course	Total Credit Hours
MUS 242	Concert Choir	1	8	8	1	8
MUS 261	Applied Music	4	12	3	2	24
MUS 262	Applied Music	2	7	4	2	14
MUS 273	Secondary Piano III	1	1	1	1	1
MUS 274	Secondary Piano IV	1	1	1	1	1
MUS 276	Secondary Voice IV	1	1	1	1	1
MUS 361	Applied Music -	3	4	1	2	8
MUS 362	Applied Music -	2	2	1	2	4
MUS 401	Orchest & Arranging	1	4	4	3	12
MUS 461	Applied Music -	2	3	2	2	6
MUS 462	Applied Music	2	2	1	2	4
PHI 200	Critical Thinking	3	61	20	3	183
POL 120	Intro to Political Science	1	19	19	3	57
POL 129	Intro To Public Admn	1	7	7	3	21
POL 352	International Politics	1	9	9	3	27
PSY 120	General Psychology	4	72	18	3	216
PSY 202	Life Span Development	2	31	16	3	93
PSY 223	Social Psychology	1	24	24	3	72
PSY 240	Biopsychology	1	14	14	4	56
PSY 310	Disparities in Health Care	1	4	4	3	12
PSY 321	Child Development	1	21	21	3	63
PSY 349	Forensic Psychology	1	24	24	3	72
PSY 434	Abnormal Psychology	1	22	22	3	66
PSY 435	Tests & Measurements	1	10	10	3	30
PSY 440	Applied Research Methods	1	3	3	3	9
PSY 496	Pract In Psychology	2	14	7	3	42
RCA 021	Reading in the Content Areas	4	58	15	3	174
SOC 121	Intro To Sociology	2	32	16	3	96
SOC 124	Social Problems	1	8	8	3	24
SOC 224	Intro to Soc Wk & Soc Welfare	1	3	3	3	9
SOC 310	Disparities in Health Care	1	1	1	3	3
SOC 333	Criminology	1	9	9	3	27
SPA 131	Functional Elem Spanish I	5	91	18	4	364
SPA 132	Functional Elem Spanish II	5	86	17	4	344
SPA 231	Intermediate Spanish	2	38	19	4	152
SSC 100	An Intro Soc.Sci.A Carib.Focus	7	134	19	3	402
SSC 220	Intro to Geographic Info Syst	1	5	5	3	15
SSC 328	Quant Research Methods II	2	37	19	4	148

Course	Class Description	St. Thomas				
		Number of Sections	Total Enrollment	Average Enrollment	Credits per Course	Total Credit Hours
SSC 498	Soc Sci Senior Sem II	1	28	28	1	28
SWK 224	Intro to Soc Wk & Soc Welfare	1	5	5	3	15
SWK 310	Disparities in Health Care	1	1	1	3	3
SWK 325	Soc Welf as a Soc Institution	1	10	10	3	30
SWK 332	Social Work Methods II	1	4	4	3	12
SWK 333	Field Instruction & Seminar	1	4	4	3	12
SWK 426	Social Work Methods IV	1	5	5	3	15
SWK 428	Field Instruct and Seminar III	1	5	5	6	30
THE 110	Introduction to Theatre	1	7	7	3	21
THE 211	Theatre Production	1	5	5	1	5
THE 214	Theatre Production	1	3	3	1	3
WAC 011	Writing Across the Curriculum	3	32	11	3	96
ALL		197	2265	11	327	6622

**Table 1.6B St. Croix Campus
Credit Hour Enrollment by Course, Class, Sections and Average Enrollment
Spring 2013**

Course	Class Description	St. Croix				
		Number of Sections	Total Enrollment	Average Enrollment	Credits per Course	Total Credit Hours
ANT 225	Intro to Cultural & Phys Anthr	1	6	6	3	18
ART 126	Selected Prob World Art	1	10	10	3	30
ART 228	Drawing	1	13	13	3	39
ART 231	Painting Studio	1	5	5	3	15
ART 275	Tchg Visl Art to Chil & Adoles	1	3	3	3	9
CJU 110	Intro to Criminal Justice	1	17	17	3	51
CJU 120	Intro to Law Enforcement	1	9	9	3	27
CJU 205	Administration of Justice	1	1	1	3	3
CJU 207	Criminal Law	1	5	5	3	15
CJU 240	Constitutional Law	1	1	1	3	3
CJU 250	Criminal Justice Internship	1	1	1	3	3
CJU 320	Drugs and Crime	1	7	7	3	21
CJU 333	Criminology	1	3	3	3	9
COM 119	Intrprsnl Comm. Ldershp Skills	4	70	18	3	210
COM 120	Public Speaking	4	55	14	3	165
COM 200	Journalism Workshop	1	3	3	1	3
COM 205	Broadcast Communication I	1	7	7	4	28
COM 302	American & Car. Journalism	1	3	3	3	9
COM 310	Newsriting for Mass Media II	1	1	1	3	3
COM 315	Intro to Public Relations	1	4	4	3	12
COM 360	Communication Theory	1	6	6	3	18
COM 404	Pro. Internship Mass Comm.	1	7	7	3	21
COM 475	Directed Studies	1	3	3	3	9
COM 499	Independent Study	1	1	1	3	3
ECO 221	Intro to Macro-Economics	1	17	17	3	51
ECO 222	Intro to Micro-Economics	1	20	20	3	60
ENG 051	Functional Writing	1	4	4	3	12
ENG 100	Writing across the Curriculum	4	48	12	1	48
ENG 101	Reading in the Content Area	5	49	10	1	49
ENG 120	English Composition	5	103	21	3	309
ENG 200	Journalism Workshop	1	2	2	1	2
ENG 201	Research and Applied Writing	5	63	13	3	189
ENG 261	World Literature I	2	30	15	3	90
ENG 262	World Literature II	2	23	12	3	69
ENG 301	Intro to Creative Writing	1	7	7	3	21
ENG 310	Newsriting II/Editing	1	1	1	3	3

Course	Class Description	St. Croix				
		Number of Sections	Total Enrollment	Average Enrollment	Credits per Course	Total Credit Hours
ENG 344	Advance Writing	1	1	1	3	3
ENG 362	Major American Writing	1	8	8	3	24
ENG 371	Caribbean Lit I	1	4	4	3	12
ENG 432	Majr Brit Author:W Shakespeare	1	6	6	3	18
FRE 132	Functional Elem French II	1	1	1	4	4
FRE 231	Intermediate French	1	1	1	4	4
GOG 122	Cultural Geography	1	6	6	3	18
HIS 182	World Civilizations	1	2	2	3	6
HIS 320	History of the U S	1	11	11	3	33
HIS 330	US - Caribbean Relations	1	4	4	3	12
HIS 341	Caribbean History	1	6	6	3	18
HIS 342	History of the VI	2	21	11	3	63
HUM 115	Introduction to Humanities	2	35	18	3	105
HUM 497	Sr Humanities Seminar I	1	1	1	1	1
HUM 498	Sr Humanities Seminar II	1	8	8	1	8
MSL 102	Basic Leadership	1	10	10	1	10
MSL 202	Leadership and Teamwork	1	3	3	2	6
MSL 302	Leadership and Ethics	1	3	3	3	9
MUS 132	Concert Band	1	7	7	1	7
MUS 140	Class Steel Pan	1	9	9	1	9
PHI 200	Critical Thinking	2	35	18	3	105
POL 120	Intro to Political Science	1	16	16	3	48
POL 129	Intro To Public Admn	1	1	1	3	3
POL 352	International Politics	1	4	4	3	12
PSY 120	General Psychology	3	56	19	3	168
PSY 202	Life Span Development	1	18	18	3	54
PSY 223	Social Psychology	1	15	15	3	45
PSY 240	Biopsychology	2	13	7	4	52
PSY 310	Disparities in Health Care	1	2	2	3	6
PSY 312	Psychology of Learning	1	18	18	3	54
PSY 321	Child Development	1	11	11	3	33
PSY 434	Abnormal Psychology	1	10	10	3	30
PSY 496	Pract In Psychology	1	12	12	3	36
RCA 021	Reading in the Content Areas	5	49	10	3	147

Course	Class Description	St. Croix				
		Number of Sections	Total Enrollment	Average Enrollment	Credits per Course	Total Credit Hours
SOC 121	Intro to Sociology	2	22	11	3	66
SOC 224	Intro to Soc Wk & Soc Welfare	1	2	2	3	6
SOC 310	Disparities in Health Care	1	2	2	3	6
SOC 333	Criminology	1	3	3	3	9
SPA 131	Functional Elem Spanish I	2	40	20	4	160
SPA 132	Functional Elem Spanish II	2	29	15	4	116
SPA 231	Intermediate Spanish	1	21	21	4	84
SPA 499	Independent Study	1	1	1	3	3
SSC 100	An Intro Soc.Sci.A Carib.Focus	4	83	21	3	249
SSC 220	Intro to Geographic Info Syst	1	2	2	3	6
SSC 328	Quant Research Methods II	2	12	6	4	48
SSC 498	Soc Sci Senior Sem II	1	15	15	1	15
SWK 224	Intro to Soc Wk & Soc Welfare	1	4	4	3	12
WAC 011	Writing Across the Curriculum	4	47	12	3	141
ALL		127	1298	10	239	3711

**Table 1.7 Undergraduate Degrees Conferred
By Major, Type and Campus
Fall 2012 - Spring 2013**

	Associates	Bachelors	All Degrees
UVI			
Communication	*	10	10
Criminal Justice	6	4	10
English	*	10	10
Humanities	*	2	2
Music Education	*	2	2
Psychology	*	27	27
Soc Sci Secondary/Edu	*	1	1
Social Sciences	*	4	4
Social Work	*	3	3
Total	6	63	69
St Thomas			
Communication	*	5	5
Criminal Justice	4	1	5
English	*	6	6
Humanities	*	2	2
Music Education	*	2	2
Psychology	*	16	16
Soc Sci Secondary/Edu	*	1	1
Social Sciences	*	3	3
Social Work	*	3	3
Total	4	39	43
St Croix			
Communication	*	5	5
Criminal Justice	2	3	5
English	*	4	4
Psychology	*	11	11
Social Sciences	*	1	1
Total	2	24	26

*Degree Not Offered

**Table 1.8 Undergraduate Degrees Conferred
By Gender, Honors and Campus
Fall 2012 - Spring 2013**

Campus/Honors	Female	Male	All Genders
UVI			
Cum Laude	8	1	9
Magna Cum Laude	9	1	10
Summa Cum Laude	7	0	7
Total	24	2	26
St. Thomas			
Cum Laude	4	1	5
Magna Cum Laude	7	1	8
Summa Cum Laude	5	0	5
Total	16	2	18
St. Croix			
Cum Laude	4	0	4
Magna Cum Laude	2	0	2
Summa Cum Laude	2	0	2
Total	8	0	8

Section Two

Graduate

Enrollment

**Table 2.1 Graduate Enrollment
By Status, Major, Gender and Campus
Fall 2012**

Major	All			Full-time			Part-time		
	Total	Female	Male	Total	Female	Male	Total	Female	Male
UVI									
Master of Public Administration	12	8	4	5	3	2	7	5	2
Master of Psychology	18	16	2	3	3	0	15	13	2
Non Degree Seeking	6	6	0	0	0	0	6	6	0
Total	36	30	6	8	6	2	28	24	4
St. Thomas									
Master of Public Administration	9	6	3	3	2	1	6	4	2
Master of Psychology	10	8	2	2	2	0	8	6	2
Non Degree Seeking	3	3	0	0	0	0	0	3	0
Total	22	17	5	5	4	1	17	13	4
St. Croix									
Master of Public Administration	3	2	1	2	1	1	1	1	0
Master of Psychology	8	8	0	1	1	0	7	7	0
Non Degree Seeking	3	3	0	0	0	0	3	3	0
Total	14	13	1	3	2	1	11	11	0

**Table 2.2 Graduate Enrollment
By Campus, Age and Gender
Fall 2012**

Age Group	UVI			St. Thomas			St. Croix		
	Total	Female	Male	Total	Female	Male	Total	Female	Male
Under 22	1	0	1	0	0	0	1	0	1
22-24	9	8	1	5	4	1	4	4	0
25-29	6	5	1	5	4	1	1	1	0
30-34	6	5	1	4	3	1	2	2	0
35-39	3	3	0	2	2	0	1	1	0
40-49	7	5	2	5	3	2	2	2	0
Over 50	4	4	0	1	1	0	3	3	0
Total	36	30	6	22	17	5	14	13	1

**Table 2.3 Graduate Enrollment
By Status, Major, Gender and Campus
Spring 2013**

Major	All			Full-time			Part-time		
	Total	Female	Male	Total	Female	Male	Total	Female	Male
UVI									
Master of Public Administration	15	10	5	6	3	3	9	7	2
Master Of Psychology	20	18	2	4	4	0	16	14	2
Non Degree Seeking	10	9	1	0	0	0	10	9	1
Total	45	37	8	10	7	3	35	30	5
St. Thomas									
Master of Public Administration	9	6	3	3	2	1	6	4	2
Master of Psychology	10	8	2	3	3	0	7	5	2
Non Degree Seeking	2	2	0	0	0	0	2	2	0
Total	21	16	5	6	5	1	15	11	4
St. Croix									
Master of Public Administration	6	4	2	3	1	2	3	3	0
Master of Psychology	10	10	0	1	1	0	9	9	0
Non Degree Seeking	8	7	1	0	0	0	8	7	1
Total	24	21	3	4	2	2	20	19	1

**Table 2.4 Graduate Enrollment
By Campus, Age and Gender
Spring 2013**

Age Group	UVI			St. Thomas			St. Croix		
	Total	Female	Male	Total	Female	Male	Total	Female	Male
Under 22	0	0	0	0	0	0	0	0	0
22-24	5	4	1	2	2	0	3	2	1
25-29	12	10	2	7	5	2	5	5	0
30-34	8	6	2	4	3	1	4	3	1
35-39	5	5	0	2	2	0	3	3	0
40-49	9	6	3	4	2	2	5	4	1
Over 50	6	6	0	2	2	0	4	4	0
Total	45	37	8	21	16	5	24	21	3

**Table 2.5A St. Thomas Campus
Credit Hour Enrollment - Graduate
By Graduate Course, Class, Sections and Average Enrollment
Fall 2012**

Course	Class Description	St. Thomas				
		Number of Sections	Total Enrollment	Average Enrollment	Credits per Course	Total Credit Hours
PSY 550	Drugs and Human Behavior	1	3	3	3	9
PSY 630	Psychometrics	1	5	5	3	15
PSY 640	Psychological Coun with Indivi	1	2	2	3	6
PSY 642	Psychological Coun With Groups	1	3	3	3	9
PSY 695	Internship In Psychology I	1	4	4	3	12
PUA 520	Adm Theories & Prac	1	5	5	3	15
PUA 527	Administrative Law	1	5	5	3	15
PUA 531	Group Processess & Leadership	1	3	3	3	9
PUA 534	Budget Management	1	5	5	3	15
PUA 536	Select Topics In Public Admin	1	4	4	3	12
TOTAL		10	39	4	30	117

**Table 2.5B St. Croix Campus
Credit Hour Enrollment - Graduate
By Graduate Course, Class, Sections and Average Enrollment
Fall 2012**

Course	Class Description	St. Croix				
		Number of Sections	Total Enrollment	Average Enrollment	Credits per Course	Total Credit Hours
PSY 630	Psychometrics	1	1	1	3	3
PSY 640	Psychological Coun with Indivi	1	2	2	3	6
PSY 642	Psychological Coun With Groups	1	1	1	3	3
PSY 695	Internship In Psychology I	1	5	5	3	15
PUA 527	Administrative Law	1	1	1	3	3
PUA 536	Select Topics In Public Admin	1	1	1	3	3
TOTAL		6	11	2	18	33

**Table 2.6A St. Thomas Campus
Credit Hour Enrollment - Graduate
By Graduate Course, Class, Sections and Average Enrollment
Spring 2013**

Course	Class Description	St. Thomas				
		Number of Sections	Total Enrollment	Average Enrollment	Credits per Course	Total Credit Hours
PSY 530	Research Met in App Set & Prog	1	1	1	3	3
PSY 540	Counseling & Psychotherapy	1	1	1	3	3
PSY 635	Psychological Testing	1	5	5	3	15
PSY 641	Counseling Children & Adolesce	1	3	3	3	9
PSY 643	Family Systems Psy. Counseling	1	5	5	3	15
PSY 696	Internship in Psychology II	1	4	4	3	12
PUA 500	Intr Pub Adm & Pub Aff	1	5	5	3	15
PUA 521	Public Program Seminar	1	6	6	3	18
PUA 526	Quant Methods in Public Admin	1	8	8	3	24
PUA 527	Administrative Law	1	1	1	3	3
PUA 528	Labor/Management Relations	1	1	1	3	3
PUA 533	Personnel Administration	1	2	2	3	6
PUA 535	Public Program Planning	1	2	2	3	6
TOTAL		13	44	3	39	132

**Table 2.6B St. Croix Campus
Credit Hour Enrollment - Graduate
By Graduate Course, Class, Sections and Average Enrollment
Spring 2013**

Course	Class Description	St. Croix				
		Number of Sections	Total Enrollment	Average Enrollment	Credits per Course	Total Credit Hours
PSY 530	Research Met in App Set & Prog	1	3	3	3	9
PSY 540	Counseling & Psychotherapy	1	1	1	3	3
PSY 635	Psychological Testing	1	1	1	3	3
PSY 641	Counseling Children & Adolesce	1	2	2	3	6
PSY 643	Family Systems Psy. Counseling	1	1	1	3	3
PSY 696	Internship in Psychology II	1	5	5	3	15
PUA 500	Intr Pub Adm & Pub Aff	1	4	4	3	12
PUA 521	Public Program Seminar	1	4	4	3	12
PUA 526	Quant Methods in Public Admin	1	3	3	3	9
PUA 533	Personnel Administration	1	3	3	3	9
PUA 535	Public Program Planning	1	3	3	3	9
TOTAL		11	30	3	33	90

**Table 2.7 Graduate Degrees Conferred
By Gender and Campus
Fall 2012 – Spring 2013**

Gender	UVI	St. Thomas	St. Croix
Female	14	8	6
Male	4	3	1
Total	18	11	7