

School of Nursing
Portfolio
AY 2011 - 2012

School of Nursing Fall 2011 – Spring 2012

Table of Contents

Undergraduate Enrollment

Student Enrollment

Page

Table 1.1 Enrollment by status, major, gender and campus: fall 2011	1
Table 1.2 UVI enrollment by campus, status and age: fall 2011	3
Table 1.3 Enrollment by status, major, gender and campus: spring 2012	4
Table 1.4 UVI enrollment by campus, status and age: spring 2012	5

Credit Hour Enrollment

Table 1.5 Credit hour enrollment by course, sections and average enrollment, St Croix Campus: fall 2011	6
---	---

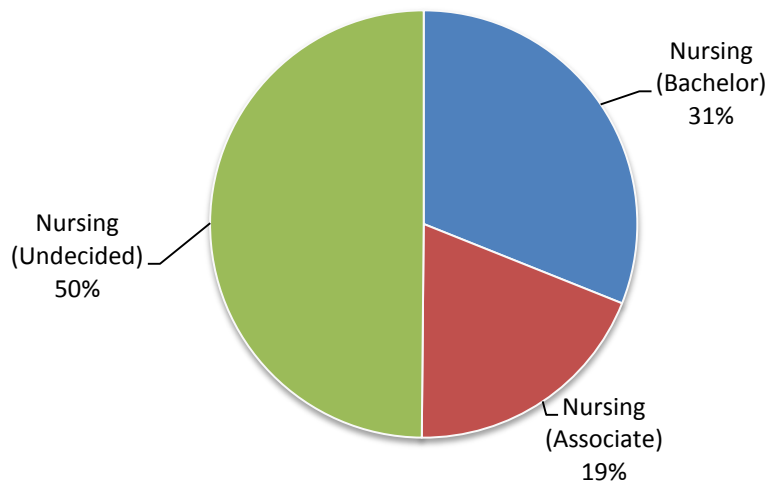
Degrees Awarded – Fall 2011 and Spring 2012

Table 1.6 Degrees conferred by major and campus	7
Table 1.7 Degrees conferred by honor, gender and campus	7

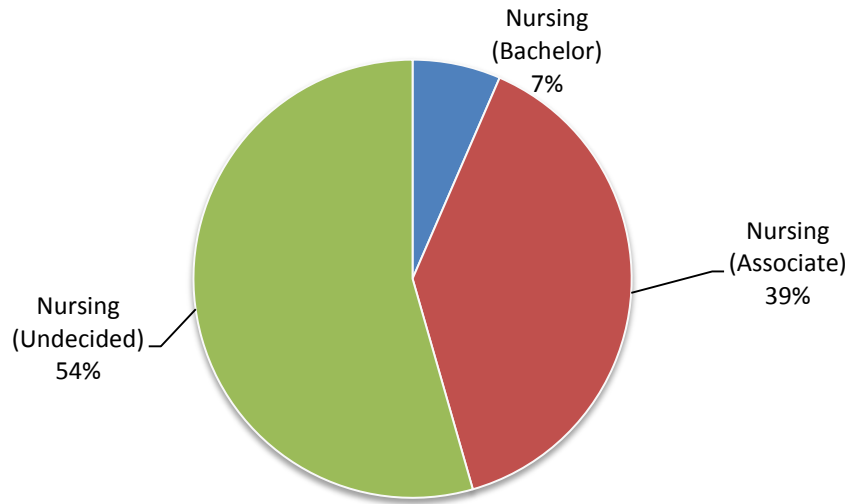
**Table 1.1 Enrollment by Status, Major, Gender and Campus
Fall 2011**

Major	All			Full-time			Part-time		
	Total	Female	Male	Total	Female	Male	Total	Female	Male
UVI									
Nursing (Bachelor)	109	108	1	59	58	1	50	50	0
Nursing (Associate)	67	63	4	22	20	2	45	43	2
Nursing (Undecided)	175	168	7	118	115	3	57	53	4
All Majors	351	339	12	199	193	6	152	146	6
St. Thomas									
Nursing (Bachelor)	98	98	0	57	57	0	41	41	0
Nursing (Associate)	1	1	0	1	1	0	0	0	0
Nursing (Undecided)	83	81	2	61	60	1	22	21	1
All Majors	182	180	2	119	118	1	63	62	1
St. Croix									
Nursing (Bachelor)	11	10	1	2	1	1	9	9	0
Nursing (Associate)	66	62	4	21	19	2	45	43	2
Nursing (Undecided)	92	87	5	57	55	2	35	32	3
All Majors	169	159	10	80	75	5	89	84	5

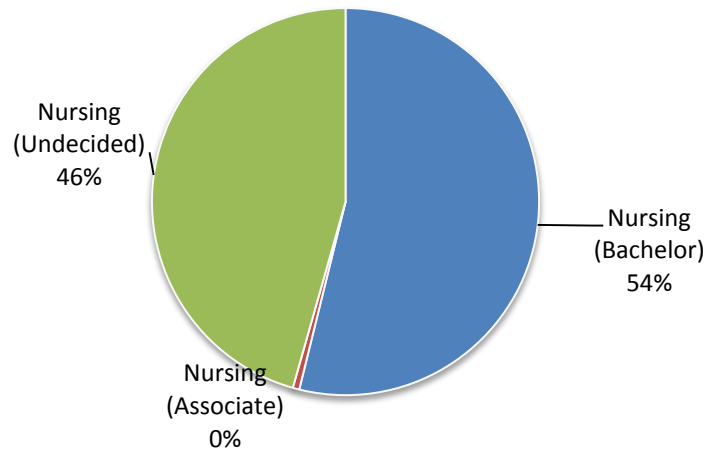
**Enrollment by Major
Fall 2011**



**Enrollment by Major
St Croix Campus
Fall 2011**



**Enrollment by Major
St. Thomas Campus
Fall 2011**



**Table 1.2 Enrollment by Campus, Status and Age
Fall 2011**

Age	UVI		St. Thomas		St. Croix	
	Count	Percent	Count	Percent	Count	Percent
All						
Under 18	7	2%	3	2%	4	2%
18-19	109	31%	55	30%	54	32%
20-21	77	22%	46	25%	31	18%
22-24	57	16%	35	19%	22	13%
25-29	34	10%	18	10%	16	9%
30-34	22	6%	4	2%	18	11%
35-39	16	5%	6	3%	10	6%
40-49	21	6%	11	6%	10	6%
Over 50	8	2%	4	2%	4	2%
Unknown	0	0%	0	0%	0	0%
Total	351	100%	182	100%	169	100%
FULL-TIME						
Under 18	6	3%	3	3%	3	4%
18-19	94	47%	50	42%	44	55%
20-21	39	20%	25	21%	14	18%
22-24	28	14%	21	18%	7	9%
25-29	9	5%	6	5%	3	4%
30-34	3	2%	0	0%	3	4%
35-39	7	4%	4	3%	3	4%
40-49	9	5%	6	5%	3	4%
over 50	4	2%	4	3%	0	0%
Unknown	0	0%	0	0%	0	0%
Total	199	100%	119	100%	80	100%
PART-TIME						
Under 18	1	1%	0	0%	1	1%
18-19	15	10%	5	8%	10	11%
20-21	38	25%	21	33%	17	19%
22-24	29	19%	14	22%	15	17%
25-29	25	16%	12	19%	13	15%
30-34	19	13%	4	6%	15	17%
35-39	9	6%	2	3%	7	8%
40-49	12	8%	5	8%	7	8%
over 50	4	3%	0	0%	4	4%
Unknown	0	0%	0	0%	0	0%
Total	152	100%	63	100%	89	100%

**Table 1.3 Enrollment by Status, Major, Gender and Campus
Spring 2012**

Major	All			Full-time			Part-time		
	Total	Female	Male	Total	Female	Male	Total	Female	Male
UVI									
Nursing (Bachelor)	98	98	0	41	41	0	57	57	0
Nursing (Associate)	48	44	4	8	7	1	40	37	3
Nursing (Undecided)	180	171	9	97	93	4	83	78	5
All Majors	326	313	13	146	141	5	180	172	8
St. Thomas									
Nursing (Bachelor)	86	86	0	40	40	0	46	46	0
Nursing (Associate)	0	0	0	0	0	0	0	0	0
Nursing (Undecided)	85	82	3	62	60	2	23	22	1
All Majors	171	168	3	102	100	2	69	68	1
St. Croix									
Nursing (Bachelor)	12	12	0	1	1	0	11	11	0
Nursing (Associate)	48	44	4	8	7	1	40	37	3
Nursing (Undecided)	95	89	6	35	33	2	60	56	4
All Majors	155	145	10	44	41	3	111	104	7

**Table 1.4 Enrollment by Campus, Status and Age
Spring 2012**

Age	UVI		St. Thomas		St. Croix	
	Count	Percent	Count	Percent	Count	Percent
All						
Under 18	0	0%	0	0%	0	0%
18-19	61	19%	34	20%	27	17%
20-21	84	26%	45	26%	39	25%
22-24	57	17%	39	23%	18	12%
25-29	47	14%	26	15%	21	14%
30-34	30	9%	8	5%	22	14%
35-39	16	5%	6	4%	10	6%
40-49	26	8%	9	5%	17	11%
Over 50	5	2%	4	2%	1	1%
Unknown	0	0%	0	0%	0	0%
Total	326	100%	171	100%	155	100%
FULL-TIME						
Under 18	0	0%	0	0%	0	0%
18-19	45	31%	30	29%	15	34%
20-21	45	31%	33	32%	12	27%
22-24	18	12%	13	13%	5	11%
25-29	19	13%	15	15%	4	9%
30-34	6	4%	4	4%	2	5%
35-39	7	5%	2	2%	5	11%
40-49	3	2%	2	2%	1	2%
over 50	3	2%	3	3%	0	0%
Unknown	0	0%	0	0%	0	0%
Total	146	100%	102	100%	44	100%
PART-TIME						
Under 18	0	0%	0	0%	0	0%
18-19	16	9%	4	6%	12	11%
20-21	39	22%	12	17%	27	24%
22-24	39	22%	26	38%	13	12%
25-29	28	16%	11	16%	17	15%
30-34	24	13%	4	6%	20	18%
35-39	9	5%	4	6%	5	5%
40-49	23	13%	7	10%	16	14%
over 50	2	1%	1	1%	1	1%
Unknown	0	0%	0	0%	0	0%
Total	180	100%	69	100%	111	100%

**Table 1.5 St. Thomas Campus
Credit Hour Enrollment by Course, Class, Sections and Average Enrollment
Fall 2011**

Course	Class	Number of Sections	Total Enrollment	Average Enrollment	Credits per Course	Total Credit Hours
FDS 100	Freshman Development Seminar	11	250	23	1	250
NUR 207	Human Nutrition	1	18	18	2	36
NUR 208	Fundamentals of Nursing	1	13	13	6	78
NUR 209	Health Assessment	2	18	9	2	36
NUR 308	Nursing Role in Adult Care I	3	17	6	5	85
NUR 309	Nursing Role in Pediatric Care	3	19	6	5	95
NUR 310	Disparities in Health Care	1	1	1	3	3
NUR 417	Nursing Roles in Adult Care III	2	17	9	6	102
NUR 418	Nursing Roles in Community Health	2	17	9	6	102
ALL		15	120	8	35	537

**Table 1.6 Degrees Conferred by Major, Type and Campus
Fall 2011 - Spring 2012**

	Associates	Bachelors	All Degrees
UVI			
Nursing	12	15	27
Total	12	15	27
St Thomas			
Nursing	*	15	15
Total	*	15	15
St Croix			
Nursing	12	*	12
Total	12	*	12

• Degree not offered

**Table 1.7 Degrees Conferred by Gender, Honor and Campus
Fall 2011 - Spring 2012**

	Female	Male	Total
UVI			
Cum Laude	5	0	5
Magna Cum Laude	2	0	2
Summa Cum Laude	0	0	0
Total	7	0	7
St. Thomas			
Cum Laude	2	0	2
Magna Cum Laude	1	0	1
Summa Cum Laude	0	0	0
Total	3	0	3
St. Croix			
Cum Laude	3	0	3
Magna Cum Laude	1	0	1
Summa Cum Laude	0	0	0
Total	4	0	4