

College of Liberal Arts and  
Social Sciences Portfolio  
AY 2011 - 2012

**College of Liberal Arts and Social Sciences  
Fall 2011 – Spring 2012**

**Table of Contents**

**Section One – Undergraduate Enrollment**

<b>Student Enrollment</b>	<b>Page</b>
Table 1.1 Enrollment by status, major, gender and campus: fall 2011	2
Table 1.2 UVI enrollment by campus, status and age: fall 2011	5
Table 1.3 Enrollment by status, major, gender and campus: spring 2012	6
Table 1.4 UVI enrollment by campus, status and age: spring 2012	7
<b>Credit Hour Enrollment</b>	
Table 1.5 Credit hour enrollment by course, sections and average enrollment, St Thomas Campus: fall 2011	8
Table 1.6 Credit hour enrollment by course, sections and average enrollment, St Croix Campus: fall 2011	12
<b>Degrees Awarded – Fall 2011 and Spring 2012</b>	
Table 1.7 Degrees conferred by major and campus	15
Table 1.8 Degrees conferred by honor, gender and campus	16

## Section Two – Graduate Enrollment

### Student Enrollment

**Page**

Table 1.9 Enrollment by status, major, gender and campus: fall 2011

18

Table 1.10 Enrollment by gender, age and campus: fall 2011

18

### Credit Hour Enrollment

Table 1.11 Credit hour enrollment by campus: fall 2011

19

### Degrees Awarded Fall 2011 and Spring 2012

Table 1.12 Degrees conferred by gender and campus

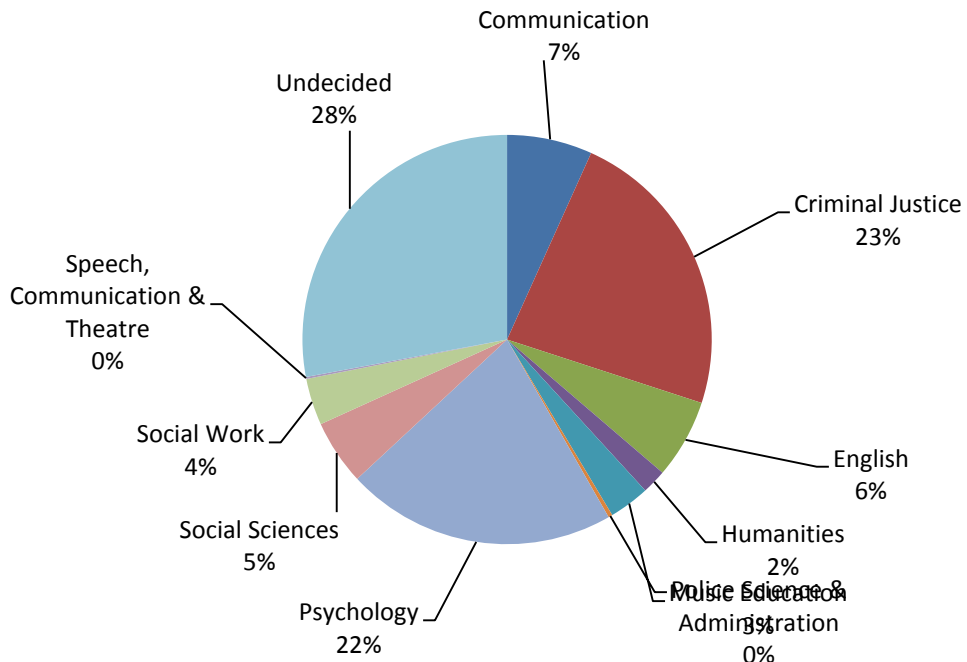
19

# *Section One Undergraduate Enrollment*

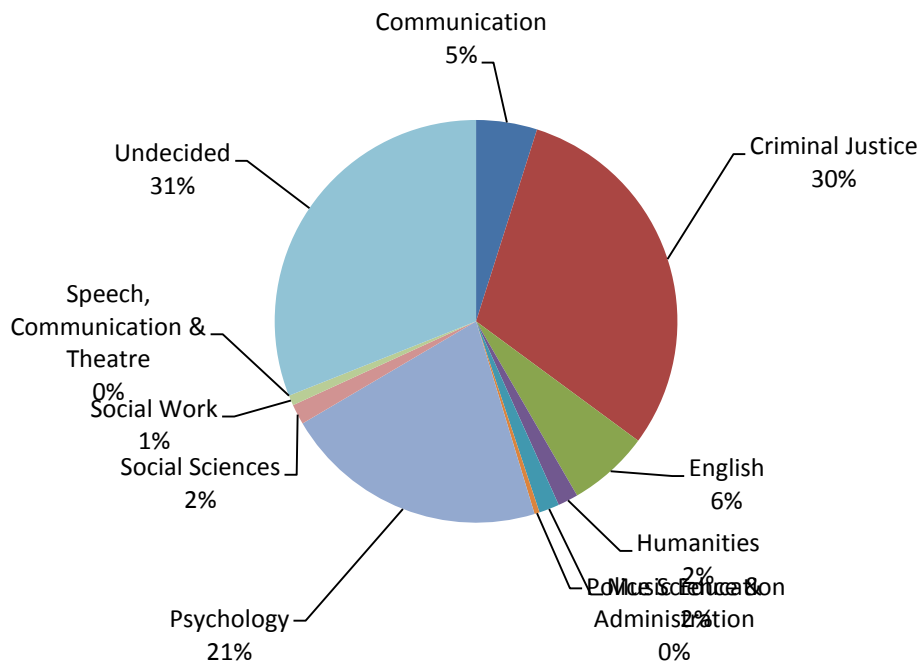
**Table 1.1 Enrollment by Status, Major, Gender and Campus  
Fall 2011**

Major	All			Full-time			Part-time		
	Total	Female	Male	Total	Female	Male	Total	Female	Male
<b>UVI</b>									
Caribbean Studies	1	1	0	0	0	0	1	1	0
Communication	42	34	8	29	23	6	13	11	2
Criminal Justice	145	102	43	103	73	30	42	29	13
English	39	35	4	26	23	3	13	12	1
Humanities	12	9	3	8	6	2	4	3	1
Music Education	20	7	13	14	6	8	6	1	5
Police Science & Administration	2	2	0	0	0	0	2	2	0
Psychology	133	108	25	96	79	17	37	29	8
Social Sciences	32	27	5	18	13	5	14	14	0
Social Work	23	20	3	16	13	3	7	7	0
Speech, Communication & Theatre	1	0	1	1	0	1	0	0	0
Undecided	174	105	69	113	64	49	61	41	20
<b>All Majors</b>	<b>624</b>	<b>450</b>	<b>174</b>	<b>424</b>	<b>300</b>	<b>124</b>	<b>200</b>	<b>150</b>	<b>50</b>
<b>St. Thomas</b>									
Caribbean Studies	1	1	0	0	0	0	1	1	0
Communication	30	26	4	20	17	3	10	9	1
Criminal Justice	71	49	22	55	36	19	16	13	3
English	23	23	0	16	16	0	7	7	0
Humanities	8	6	2	8	6	2	0	0	0
Music Education	16	5	11	12	4	8	4	1	3
Police Science & Administration	1	1	0	0	0	0	1	1	0
Psychology	81	66	15	62	53	9	19	13	6
Social Sciences	28	24	4	17	13	4	11	11	0
Social Work	21	18	3	14	11	3	7	7	0
Speech, Communication & Theatre	1	0	1	1	0	1	0	0	0
Undecided	98	54	44	68	34	34	30	20	10
<b>All Majors</b>	<b>379</b>	<b>273</b>	<b>106</b>	<b>273</b>	<b>190</b>	<b>83</b>	<b>106</b>	<b>83</b>	<b>23</b>
<b>St. Croix</b>									
Communication	12	8	4	9	6	3	3	2	1
Criminal Justice	74	53	21	48	37	11	26	16	10
English	16	12	4	10	7	3	6	5	1
Humanities	4	3	1	0	0	0	4	3	1
Music Education	4	2	2	2	2	0	2	0	2
Police Science & Administration	1	1	0	0	0	0	1	1	0
Psychology	52	42	10	34	26	8	18	16	2
Social Sciences	4	3	1	1	0	1	3	3	0
Social Work	2	2	0	2	2	0	0	0	0
Speech, Communication & Theatre	0	0	0	0	0	0	0	0	0
Undecided	76	51	25	45	30	15	31	21	10
<b>All Majors</b>	<b>245</b>	<b>177</b>	<b>68</b>	<b>151</b>	<b>110</b>	<b>41</b>	<b>94</b>	<b>67</b>	<b>27</b>

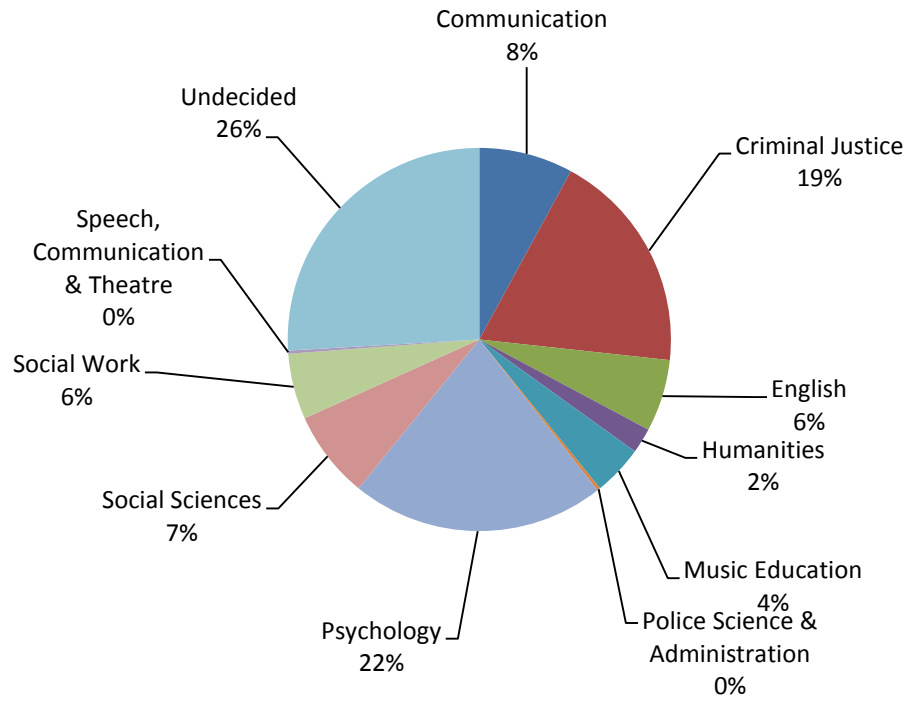
### Enrollment by Major Fall 2011



### Enrollment by Major St Croix Campus Fall 2011



### Enrollment by Major St Thomas Campus Fall 2011



**Table 1.2 Enrollment by Campus, Age and Status  
Fall 2011**

Age	UVI		St. Thomas		St. Croix	
	Count	Percent	Count	Percent	Count	Percent
<b>All</b>						
Under 18	27	4%	15	4%	12	5%
18-19	200	32%	111	29%	89	36%
20-21	151	24%	102	27%	49	20%
22-24	84	13%	56	15%	28	11%
25-29	69	11%	42	11%	27	11%
30-34	28	4%	20	5%	8	3%
35-39	19	3%	9	2%	10	4%
40-49	28	4%	17	4%	11	4%
Over 50	18	3%	7	2%	11	4%
Unknown	0	0%	0	0%	0	0%
<b>Total</b>	<b>624</b>	<b>100%</b>	<b>379</b>	<b>100%</b>	<b>245</b>	<b>100%</b>
<b>FULL-TIME</b>						
Under 18	25	6%	13	5%	12	8%
18-19	173	41%	103	38%	70	46%
20-21	113	27%	81	30%	32	21%
22-24	49	12%	34	12%	15	10%
25-29	33	8%	21	8%	12	8%
30-34	10	2%	7	3%	3	2%
35-39	8	2%	5	2%	3	2%
40-49	10	2%	8	3%	2	1%
over 50	3	1%	1	0%	2	1%
Unknown	0	0%	0	0%	0	0%
<b>Total</b>	<b>424</b>	<b>100%</b>	<b>273</b>	<b>100%</b>	<b>151</b>	<b>100%</b>
<b>PART-TIME</b>						
Under 18	2	1%	2	2%	0	0%
18-19	27	14%	8	8%	19	20%
20-21	38	19%	21	20%	17	18%
22-24	35	18%	22	21%	13	14%
25-29	36	18%	21	20%	15	16%
30-34	18	9%	13	12%	5	5%
35-39	11	6%	4	4%	7	7%
40-49	18	9%	9	8%	9	10%
over 50	15	8%	6	6%	9	10%
Unknown	0	0%	0	0%	0	0%
<b>Total</b>	<b>200</b>	<b>100%</b>	<b>106</b>	<b>100%</b>	<b>94</b>	<b>100%</b>



**Table 1.3 Enrollment by Status, Major, Gender and Campus  
Spring 2012**

Major	All			Full-time			Part-time		
	Total	Female	Male	Total	Female	Male	Total	Female	Male
<b>UVI</b>									
Communication	48	38	10	41	32	9	7	6	1
Criminal Justice	149	109	40	97	73	24	52	36	16
English	41	36	5	25	21	4	16	15	1
Humanities	8	6	2	4	3	1	4	3	1
Music Education	17	6	11	10	4	6	7	2	5
Police Science & Admin	1	1	0	0	0	0	1	1	0
Psychology	146	121	25	105	90	15	41	31	10
Social Sciences	26	22	4	12	8	4	14	14	0
Social Work	21	19	2	16	15	1	5	4	1
Speech Communication & Theatre	1	0	1	1	0	1	0	0	0
Undecided	137	80	57	65	35	30	72	45	27
<b>All Majors</b>	<b>595</b>	<b>438</b>	<b>157</b>	<b>376</b>	<b>281</b>	<b>95</b>	<b>219</b>	<b>157</b>	<b>62</b>
<b>St. Thomas</b>									
Communication	29	24	5	25	20	5	4	4	0
Criminal Justice	74	54	20	55	40	15	19	14	5
English	25	23	2	16	15	1	9	8	1
Humanities	5	4	1	4	3	1	1	1	0
Music Education	16	5	11	9	3	6	7	2	5
Police Science & Admin	0	0	0	0	0	0	0	0	0
Psychology	84	72	12	68	60	8	16	12	4
Social Sciences	24	21	3	11	8	3	13	13	0
Social Work	19	17	2	15	14	1	4	3	1
Speech Communication & Theatre	1	0	1	1	0	1	0	0	0
Undecided	76	38	38	43	19	24	33	19	14
<b>All Majors</b>	<b>353</b>	<b>258</b>	<b>95</b>	<b>247</b>	<b>182</b>	<b>65</b>	<b>106</b>	<b>76</b>	<b>30</b>
<b>St. Croix</b>									
Communication	19	14	5	16	12	4	3	2	1
Criminal Justice	75	55	20	42	33	9	33	22	11
English	16	13	3	9	6	3	7	7	0
Humanities	3	2	1	0	0	0	3	2	1
Music Education	1	1	0	1	1	0	0	0	0
Police Science & Admin	1	1	0	0	0	0	1	1	0
Psychology	62	49	13	37	30	7	25	19	6
Social Sciences	2	1	1	1	0	1	1	1	0
Social Work	2	2	0	1	1	0	1	1	0
Speech Communication & Theatre	0	0	0	0	0	0	0	0	0
Undecided	61	42	19	22	16	6	39	26	13
<b>All Majors</b>	<b>242</b>	<b>180</b>	<b>62</b>	<b>129</b>	<b>99</b>	<b>30</b>	<b>113</b>	<b>81</b>	<b>32</b>

**Table 1.4 Enrollment by Campus, Age and Status  
Spring 2012**

Age	UVI		St. Thomas		St. Croix	
	Count	Percent	Count	Percent	Count	Percent
<b>All</b>						
Under 18	1	0%	0	0%	1	0%
18-19	133	22%	75	21%	58	24%
20-21	164	28%	99	28%	65	27%
22-24	117	20%	72	20%	45	19%
25-29	78	13%	54	15%	24	10%
30-34	27	5%	16	5%	11	5%
35-39	26	4%	13	4%	13	5%
40-49	25	4%	16	5%	9	4%
Over 50	24	4%	8	2%	16	7%
Unknown	0	0%	0	0%	0	0%
<b>Total</b>	<b>595</b>	<b>100%</b>	<b>353</b>	<b>100%</b>	<b>242</b>	<b>100%</b>
<b>FULL-TIME</b>						
Under 18	1	0%	0	0%	1	1%
18-19	109	29%	68	28%	41	32%
20-21	118	31%	78	32%	40	31%
22-24	79	21%	51	21%	28	22%
25-29	39	10%	30	12%	9	7%
30-34	8	2%	6	2%	2	2%
35-39	11	3%	8	3%	3	2%
40-49	7	2%	5	2%	2	2%
over 50	4	1%	1	0%	3	2%
Unknown	0	0%	0	0%	0	0%
<b>Total</b>	<b>376</b>	<b>100%</b>	<b>247</b>	<b>100%</b>	<b>129</b>	<b>100%</b>
<b>PART-TIME</b>						
Under 18	0	0%	0	0%	0	0%
18-19	24	11%	7	7%	17	15%
20-21	46	21%	21	20%	25	22%
22-24	38	17%	21	20%	17	15%
25-29	39	18%	24	23%	15	13%
30-34	19	9%	10	9%	9	8%
35-39	15	7%	5	5%	10	9%
40-49	18	8%	11	10%	7	6%
over 50	20	9%	7	7%	13	12%
Unknown	0	0%	0	0%	0	0%
<b>Total</b>	<b>219</b>	<b>100%</b>	<b>106</b>	<b>100%</b>	<b>113</b>	<b>100%</b>

**Table 1.5 St. Thomas Campus  
Credit Hour Enrollment by Course, Class, Sections and Average Enrollment  
Fall 2011**

Course	Class	Number of Sections	Total Enrollment	Average Enrollment	Credits per Course	Total Credit Hours
ART 125	Survey of World Art	1	23	23	3	69
CJU 110	Introduction to Criminal Justice	2	11	6	3	33
CJU 121	Administration of Justice	1	12	12	3	36
CJU 221	Contemporary Corrections	1	6	6	3	18
CJU 222	Law Enforcement-Community Relations	1	4	4	3	12
CJU 223	Juvenile Delinquency/Justice	1	4	4	3	12
CJU 320	Criminal Justice Internship	1	9	9	3	27
COM 110	Introduction to Communication	1	11	11	3	33
COM 119	Interpersonal Communication & Leadership Skills	4	140	35	3	420
COM 120	Public Speaking	4	77	19	3	231
COM 200	Journalism Workshop	1	4	4	1	4
COM 205	Broadcast Communication I	1	15	15	4	60
COM 308	Newswriting I	1	6	6	3	18
COM 403	Rhetorical Criticism	1	6	6	3	18
COM 404	Professional Internship Mass Comm.	1	6	6	3	18
COM 465	Selected Topics:Exploring Film	1	7	7	3	21
ECO 221	Intro to Macro-Economics	2	47	24	3	141
ECO 222	Intro to Micro-Economics	2	36	18	3	108
ENG 051	Functional Writing	1	13	13	3	39
ENG 100	Writing across the Curriculum	7	112	16	1	112
ENG 101	Reading in the Content Area	10	174	17	1	174
ENG 120	English Composition	6	120	20	3	360
ENG 201	Research and Applied Writing	5	105	21	3	315
ENG 261	World Literature I	2	50	25	3	150
ENG 262	World Literature II	3	42	14	3	126
ENG 301	Intro to Creative Writing	1	16	16	3	48
ENG 308	Newswriting I	1	5	5	3	15
ENG 350	The Bible as Literature	1	7	7	3	21
ENG 363	Black American Literature	1	21	21	3	63
ENG 381	Modern African Literature	1	6	6	3	18
ENG 415	Literary Criticism	1	15	15	3	45
ENG 465	Selected Topics:Exploring Film	1	3	3	3	9
FRE 131	Functional Elementary French I	1	19	19	4	76

Continued →

**Table 1.5 St. Thomas Campus  
Credit Hour Enrollment by Course, Class, Sections and Average Enrollment  
Fall 2011**

Course	Class	Number of Sections	Total Enrollment	Average Enrollment	Credits per Course	Total Credit Hours
FRE 132	Functional Elementary French II	1	14	14	4	56
FRE 231	Intermediate French	1	10	10	4	40
FRE 305	Advanced Conversation I	1	2	2	3	6
GEOG 121	Physical Geography	1	7	7	3	21
GEOG 232	Geography of the Caribbean	1	13	13	3	39
HIS 181	World Civilizations	1	4	4	3	12
HIS 182	World Civilizations	1	7	7	3	21
HIS 320	History of the U S	1	11	11	3	33
HIS 342	History of the VI	1	18	18	3	54
HUM 115	Introduction to Humanities	3	78	26	3	234
HUM 497	Senior Humanities Seminar I	1	16	16	1	16
MSL 101	Foundations of Officership	1	8	8	1	8
MSL 201	Individual Leadership Studies	1	1	1	2	2
MSL 401	Leadership and Management	1	3	3	3	9
MUE 321	Brass & Percussion Methods	1	5	5	2	10
MUS 101	Sight Singing/Ear Training I	1	2	2	2	4
MUS 103	Music Theory I	1	5	5	3	15
MUS 124	Introduction To Music	1	14	14	3	42
MUS 132	Concert Band	1	7	7	1	7
MUS 134	Steel Pan Ensemble	1	10	10	1	10
MUS 140	Class Steel Pan	1	6	6	1	6
MUS 161	Applied Music	4	24	6	2	48
MUS 162	Applied Music	3	11	4	2	22
MUS 173	Secondary Piano I	1	1	1	1	1
MUS 174	Secondary Piano II	1	4	4	1	4
MUS 175	Secondary Voice I	1	6	6	1	6
MUS 176	Secondary Voice II	1	4	4	1	4
MUS 180	Secondary Woodwind II	1	1	1	1	1
MUS 201	Music Theory III	1	3	3	3	9
MUS 206	Music History & Literature	1	2	2	3	6
MUS 242	Concert Choir	1	10	10	1	10

Continued →

**Table 1.5 St. Thomas Campus  
Credit Hour Enrollment by Course, Class, Sections and Average Enrollment  
Fall 2011**

Course	Class	Number of Sections	Total Enrollment	Average Enrollment	Credits per Course	Total Credit Hours
MUS 261	Applied Music	4	7	2	2	14
MUS 262	Applied Music	1	1	1	2	2
MUS 274	Secondary Piano IV	1	1	1	1	1
MUS 302	Form & Analysis	1	4	4	2	8
MUS 361	Applied Music -	4	8	2	2	16
MUS 362	Applied Music -	1	3	3	2	6
MUS 461	Applied Music -	3	5	2	2	10
MUS 462	Applied Music	1	1	1	2	2
PHI 200	Critical Thinking	3	79	26	3	237
POL 120	Introduction to Political Science	1	10	10	3	30
POL 151	American Government I	1	3	3	3	9
POL 351	Comparative Government	1	4	4	3	12
POL 401	USVI Government & Politics	1	1	1	3	3
PSY 120	General Psychology	4	64	16	3	192
PSY 202	Life Span Development	2	31	16	3	93
PSY 203	Introduction to Personality	1	23	23	3	69
PSY 223	Social Psychology	1	20	20	3	60
PSY 240	Biopsychology	1	19	19	4	76
PSY 310	Disparities in Health Care	1	1	1	3	3
PSY 312	Psychology of Learning	1	18	18	3	54
PSY 321	Child Development	1	23	23	3	69
PSY 322	Adult Development	1	4	4	3	12
PSY 440	Applied Research Methods	1	16	16	3	48
		10	174	17	3	522
RCA 021	Reading in the Content Areas	2	39	20	3	117
SOC 121	Introduction To Sociology	1	13	13	3	39
SOC 236	Marriage & The Family	1	9	9	3	27
SOC 345	Race & Ethnic Relations	5	98	20	4	392
SPA 131	Functional Elementary Spanish I	4	41	10	4	164
SPA 132	Functional Elementary Spanish II	3	58	19	4	232
SPA 231	Intermediate Spanish	10	228	23	3	684
SSC 100	An Introduction Social Science A Caribbean Focus	1	1	1	3	3

Continued →□

**Table 1.5 St. Thomas Campus  
Credit Hour Enrollment by Course, Class, Sections and Average Enrollment  
Fall 2011**

<b>Course</b>	<b>Class</b>	<b>Number of Sections</b>	<b>Total Enrollment</b>	<b>Average Enrollment</b>	<b>Credits per Course</b>	<b>Total Credit Hours</b>
SSC 220	Introduction to Geographic Information Systems	1	1	1	3	3
SSC 327	Quantitative Research Methods I	1	27	27	4	108
SSC 497	Social Science Senior Seminar I	1	24	24	1	24
SWK 224	Introduction to Social Welfare	1	12	12	3	36
SWK 325	Social Welfare as a Social Institution	1	1	1	3	3
SWK 331	Social Work Methods I	1	9	9	3	27
SWK 334	Human Behavior & Social Environment	1	7	7	3	21
SWK 425	Social Work Methods III	1	1	1	3	3
SWK 427	Field Instruction & Seminar II	1	1	1	6	6
THE 211	Theatre Production	1	14	14	1	14
THE 212	Theatre Production	1	1	1	1	1
THE 213	Theatre Production	1	1	1	1	1
THE 214	Theatre Production	1	8	8	1	8
THE 323	Basic Acting	1	4	4	3	12
THE 411	Creating Theatre	1	12	12	3	36
WAC 011	Writing across the Curriculum	7	112	16	3	336
<b>ALL</b>		<b>202</b>	<b>2680</b>	<b>1147</b>	<b>293</b>	<b>7448</b>

**Table 1.6 St. Croix Campus  
Credit Hour Enrollment by Course, Class, Sections and Average Enrollment**

Fall 2011

Course	Class	Number of Sections	Total Enrollment	Average Enrollment	Credits per Course	Total Credit Hours
ART 117	Basic Design	1	10	10	3	30
ART 128	Basic Drawing	1	14	14	2	28
ART 275	Teaching Visual Art to Children & Adolescence	1	9	9	3	27
CJU 110	Introduction to Criminal Justice	2	14	7	3	42
CJU 121	Administration of Justice	1	7	7	3	21
CJU 221	Contemporary Corrections	1	1	1	3	3
CJU 222	Law Enforcement-Community Relations	1	7	7	3	21
CJU 223	Juvenile Delinquency/Justice	1	2	2	3	6
CJU 250	Criminal Justice Internship	1	1	1	3	3
COM 110	Introduction to Communication	1	7	7	3	21
COM 119	Interpersonal Communication & Leadership Skills	3	70	23	3	210
COM 120	Public Speaking	3	48	16	3	144
COM 200	Journalism Workshop	1	5	5	1	5
COM 205	Broadcast Communication I	1	6	6	4	24
COM 308	Newswriting for Mass Media I	1	9	9	3	27
COM 403	Rhetorical Criticism	1	4	4	3	12
COM 465	Selected Topics:Exploring Film	1	3	3	3	9
COM 475	Directed Studies	1	2	2	1	2
COM 499	Independent Study	1	1	1	3	3
ECO 221	Intro to Macro-Economics	1	23	23	3	69
ENG 051	Functional Writing	1	8	8	3	24
ENG 100	Writing across the Curriculum	6	113	19	1	113
ENG 101	Reading in the Content Area	7	104	15	1	104
ENG 120	English Composition	4	85	21	3	255
ENG 200	Journalism Workshop	1	2	2	1	2
ENG 201	Research and Applied Writing	4	75	19	3	225
ENG 261	World Literature I	2	29	15	3	87
ENG 262	World Literature II	2	25	13	3	75
ENG 301	Intro to Creative Writing	1	8	8	3	24
ENG 308	Newswriting I	1	3	3	3	9
ENG 350	The Bible as Literature	1	4	4	3	12
ENG 363	Black American Literature	1	8	8	3	24
ENG 381	Modern African Literature	1	5	5	3	15
ENG 415	Literary Criticism	1	3	3	3	9
ENG 465	Selected Topics:Exploring Film	1	1	1	3	3

Continued →

**Table 1.6 St. Croix Campus  
Credit Hour Enrollment by Course, Class, Sections and Average Enrollment  
Fall 2011**

Course	Class	Number of Sections	Total Enrollment	Average Enrollment	Credits per Course	Total Credit Hours
HIS 181	World Civilizations	1	13	13	3	39
HIS 320	History of the U S	1	14	14	3	42
HIS 342	History of the VI	1	19	19	3	57
HUM 115	Introduction to Humanities	2	45	23	3	135
HUM 497	Senior Humanities Seminar I	1	3	3	1	3
MSL 101	Foundations of Officership	1	7	7	1	7
MSL 201	Individual Leadership Studies	1	4	4	2	8
MSL 301	Leadership and Problem Solving	1	2	2	3	6
PHI 200	Critical Thinking	2	45	23	3	135
POL 120	Introduction to Political Science	1	11	11	3	33
POL 150	American Government I	1	4	4	3	12
POL 351	Comparative Government	1	2	2	3	6
POL 401	USVI Government & Politics	1	3	3	3	9
PSY 120	General Psychology	4	72	18	3	216
PSY 202	Life Span Development	1	26	26	3	78
PSY 203	Introduction To Personality	1	10	10	3	30
PSY 301	History & Systems Of Psychology	1	3	3	3	9
PSY 302	Culture And Behavior	1	12	12	3	36
PSY 312	Psychology of Learning	1	7	7	3	21
PSY 325	Adolescent Development	1	10	10	3	30
PSY 433	Introduction to Counseling & Psychotherapy	1	6	6	3	18
PSY 440	Applied Research Methods	1	10	10	3	30
RCA 021	Reading in the Content Areas	7	105	15	3	315
SOC 121	Introduction To Sociology	2	31	16	3	93
SPA 131	Functional Elementary Spanish I	5	81	16	4	324
SPA 132	Functional Elementary Spanish II	1	19	19	4	76
SPA 231	Intermediate Spanish	2	28	14	4	112
SSC 100	An Introduction Social Science A Caribbean Focus	9	197	22	3	591
SSC 327	Quantitative Research Methods I	1	19	19	4	76

Continued →



**Table 1.6 St. Croix Campus  
Credit Hour Enrollment by Course, Class, Sections and Average Enrollment  
Fall 2011**

<b>Course</b>	<b>Class</b>	<b>Number of Sections</b>	<b>Total Enrollment</b>	<b>Average Enrollment</b>	<b>Credits per Course</b>	<b>Total Credit Hours</b>
SSC 497	Social Science Senior Seminar I	1	10	10	1	10
WAC 011	Writing across the Curriculum	6	112	19	3	336
<b>ALL</b>		<b>120</b>	<b>1646</b>	<b>14</b>	<b>185</b>	<b>4581</b>

**Table 1.7 Degrees Conferred by Major, Type and Campus  
Fall 2011 - Spring 2012**

	Associates	Bachelors	All Degrees
<b>UVI</b>			
Communication	*	8	8
Criminal Justice	9	*	9
English	0	1	1
Humanities	0	2	2
Music Education	0	2	2
Police Science and Administration	1	*	1
Psychology	*	20	20
Social Sciences	*	9	9
Social Work	*	2	2
Speech, Communication and Theater	*	0	0
Public Administration	*	0	0
<b>Total</b>	<b>10</b>	<b>44</b>	<b>54</b>
<b>St Thomas</b>			
Communication	*	6	6
Criminal Justice	5	0	5
English	*	0	0
Humanities	*	2	2
Music Education	*	2	2
Police Science and Administration	1	*	1
Psychology	*	15	15
Social Sciences	*	6	6
Social Work	*	2	2
Speech, Communication and Theater	*	0	0
<b>Total</b>	<b>6</b>	<b>33</b>	<b>39</b>
<b>St Croix</b>			
Communication	*	2	2
Criminal Justice	4	0	4
English	*	1	1
Humanities	*	0	0
Police Science and Administration	0	*	0
Psychology	*	5	5
Sociology	*	3	3
Social Work	*	0	0
<b>Total</b>	<b>4</b>	<b>11</b>	<b>15</b>

\* Degree not offered

**Table 1.8 Degrees Conferred by Gender, Honor and Campus  
Fall 2011 - Spring 2012**

	Female	Male	Total
<b>UVI</b>			
Cum Laude	8	2	10
Magna Cum Laude	4	1	5
Summa Cum Laude	6	2	8
<b>Total</b>	<b>18</b>	<b>5</b>	<b>23</b>
<b>St. Thomas</b>			
Cum Laude	5	0	5
Magna Cum Laude	2	1	3
Summa Cum Laude	5	2	7
<b>Total</b>	<b>12</b>	<b>3</b>	<b>15</b>
<b>St. Croix</b>			
Cum Laude	3	2	5
Magna Cum Laude	2	0	2
Summa Cum Laude	1	0	1
<b>Total</b>	<b>6</b>	<b>2</b>	<b>8</b>

# *Section Two*

## *Graduate*

### *Enrollment*

**Table 1.9 Enrollment by Status, Major, Gender and Campus  
Fall 2011**

Major	All			Full-time			Part-time		
	Total	Female	Male	Total	Female	Male	Total	Female	Male
<b>UVI</b>									
Master of Public Administration	19	15	4	8	7	1	11	8	3
Master of Psychology	17	15	2	14	13	1	3	2	1
<b>Total</b>	<b>36</b>	<b>30</b>	<b>6</b>	<b>22</b>	<b>20</b>	<b>2</b>	<b>14</b>	<b>10</b>	<b>4</b>
<b>St. Thomas</b>									
Master of Public Administration	15	12	3	6	5	1	9	7	2
Master of Psychology	7	5	2	5	4	1	2	1	1
<b>Total</b>	<b>22</b>	<b>17</b>	<b>5</b>	<b>11</b>	<b>9</b>	<b>2</b>	<b>11</b>	<b>8</b>	<b>3</b>
<b>St. Croix</b>									
Master of Public Administration	4	3	1	2	2	0	2	1	1
Master of Psychology	10	10	0	9	9	0	1	1	0
<b>Total</b>	<b>14</b>	<b>13</b>	<b>1</b>	<b>11</b>	<b>11</b>	<b>0</b>	<b>3</b>	<b>2</b>	<b>1</b>

**Table 1.10 Enrollment by Campus, Age and Gender  
Fall 2011**

Age Group	UVI			St. Thomas			St. Croix		
	Total	Female	Male	Total	Female	Male	Total	Female	Male
Under 22	0	0	0	0	0	0	0	0	0
22-24	10	8	2	6	4	2	4	4	0
25-29	7	5	2	5	3	2	2	2	0
30-34	7	7	0	4	4	0	3	3	0
35-39	4	3	1	3	2	1	1	1	0
40-49	8	7	1	4	3	1	4	4	0
Over 50	3	3	0	1	1	0	2	2	0
<b>Total</b>	<b>39</b>	<b>33</b>	<b>6</b>	<b>23</b>	<b>17</b>	<b>6</b>	<b>16</b>	<b>16</b>	<b>0</b>

**Table 1.11 Graduate Courses  
Course, Class, Sections and Average Enrollment  
Fall 2011**

Course	Class	St. Thomas				
		Number of Sections	Total Enrollment	Average Enrollment	Credits per Course	Total Credit Hours
PSY 503	Classic & Contemporary Approaches to Personality	1	8	8	3	24
PSY 520	Human Growth & Development	1	10	10	3	30
PSY 550	Drugs and Human Behavior	1	7	7	3	21
PUA 527	Administrative Law	1	11	11	3	33
PUA 533	Personnel Administration	1	18	18	3	54
PUA 534	Budget Management	1	11	11	3	33
PUA 536	Select Topics In Public Admin	1	9	9	3	27
<b>St. Croix</b>						
PSY 503	Classic & Contemporary Approaches to Personality	1	12	12	3	36
PSY 520	Human Growth & Development	1	11	11	3	33
PSY 550	Drugs and Human Behavior	1	9	9	3	27
PUA 527	Administrative Law	1	3	3	3	9
PUA 533	Personnel Administration	1	4	4	3	12
PUA 534	Budget Management	1	2	2	3	6
PUA 536	Select Topics In Public Admin	1	5	5	3	15

**Table 1.12 Graduate Degrees Conferred by Gender and Campus  
Spring 2012**

Gender	UVI	St. Thomas	St. Croix
Female	7	5	2
Male	0	0	0
<b>Total</b>	<b>7</b>	<b>5</b>	<b>2</b>