

School of Nursing
Portfolio
AY 2009 - 2010

School of Nursing Fall 2009 – Spring 2010

Table of Contents

Undergraduate Enrollment

Student Enrollment

	<i>Page</i>
Table 1.1 Enrollment by status, major, gender and campus: fall 2009	2
Table 1.2 Enrollment by campus, status and age: fall 2009	5
Table 1.3 Enrollment by status, major, gender and campus: spring 2010	6
Table 1.4 Enrollment by campus, status and age: spring 2010	7

Credit Hour Enrollment

Table 1.5 Credit hour enrollment by course, sections and average enrollment, St Thomas Campus: fall 2009	8
Table 1.6 Credit hour enrollment by course, sections and average enrollment, St Croix Campus: fall 2009	12

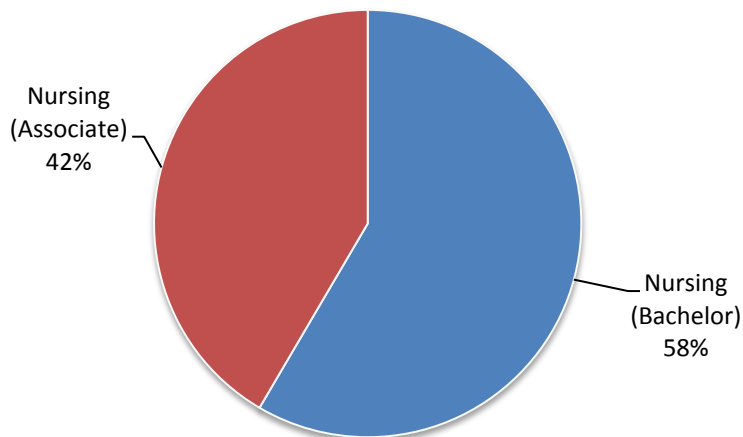
Degrees Awarded – Fall 2009 and Spring 2010

Table 1.7 Degrees conferred by major, type and campus	15
Table 1.8 Degrees conferred by honor, gender and campus	16

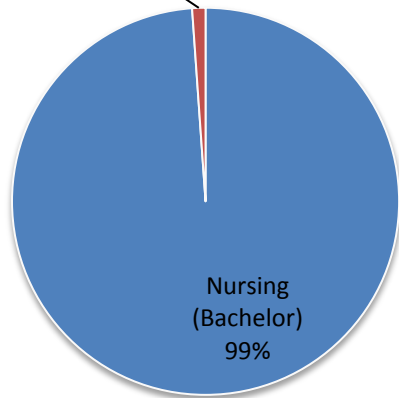
**Table 1.1 Enrollment by Status, Major, Gender and Campus
Fall 2009**

Major	All			Full-time			Part-time		
	Total	Female	Male	Total	Female	Male	Total	Female	Male
UVI									
Nursing (Bachelor)	204	201	3	148	145	3	56	56	0
Nursing (Associate)	145	137	8	73	68	5	72	69	3
All Majors	349	338	11	221	213	8	128	125	3
St. Thomas									
Nursing (Bachelor)	178	175	3	138	135	3	40	40	0
Nursing (Associate)	2	2	0	1	1	0	1	1	0
All Majors	180	177	3	139	136	3	41	41	0
St. Croix									
Nursing (Bachelor)	26	26	0	10	10	0	16	16	0
Nursing (Associate)	143	135	8	72	67	5	71	68	3
All Majors	169	161	8	82	77	5	87	84	3

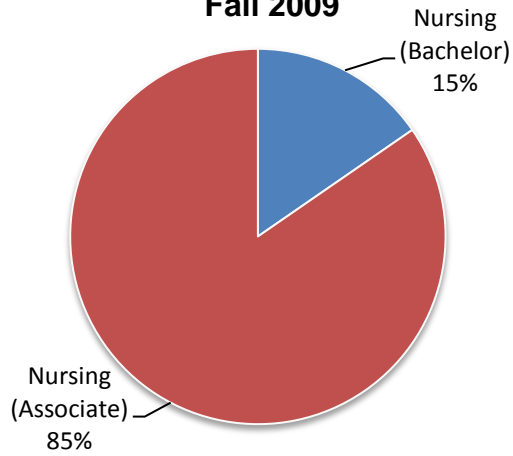
**Enrollment by Major
Fall 2009**



**Enrollment by Major
Fall 2009**



**Enrollment by Major
St Croix Campus
Fall 2009**



**Table 1.2 Enrollment by Campus, Status and Age
Fall 2009**

Age	UVI		St. Thomas		St. Croix	
	Count	Percent	Count	Percent	Count	Percent
All						
Under 18	8	2	6	3	2	1
18-19	103	30	54	30	49	29
20-21	67	19	44	24	23	14
22-24	63	18	43	24	20	12
25-29	43	12	11	6	32	19
30-34	23	7	6	3	17	10
35-39	18	5	9	5	9	5
40-49	20	6	6	3	14	8
Over 50	4	1	1	1	3	2
Unknown	0	0	0	0	0	0
Total	349	100	180	100	169	100
Full-time						
Under 18	7	3	5	4	2	2
18-19	86	39	49	35	37	45
20-21	51	23	35	25	16	20
22-24	39	18	30	22	9	11
25-29	21	10	8	6	13	16
30-34	5	2	5	4	0	0
35-39	6	3	3	2	3	4
40-49	5	2	3	2	2	2
over 50	1	0	1	1	0	0
Unknown	0	0	0	0	0	0
Total	221	100	139	100	82	100
Part-time						
Under 18	1	1	1	2	0	0
18-19	17	13	5	12	12	14
20-21	16	13	9	22	7	8
22-24	24	19	13	32	11	13
25-29	22	17	3	7	19	22
30-34	18	14	1	2	17	20
35-39	12	9	6	15	6	7
40-49	15	12	3	7	12	14
over 50	3	2	0	0	3	3
Unknown	0	0	0	0	0	0
Total	128	100	41	100	87	100

**Table 1.3 Enrollment by Status, Major, Gender and Campus
Spring 2010**

Major	All			Full-time			Part-time		
	Total	Female	Male	Total	Female	Male	Total	Female	Male
UVI									
Nursing (Bachelor)	203	197	6	136	134	2	67	63	4
Nursing (Associate)	151	142	9	66	59	7	85	83	2
All Majors	354	339	15	202	193	9	152	146	6
St. Thomas									
Nursing (Bachelor)	182	176	6	127	125	2	55	51	4
Nursing (Associate)	3	3	0	3	3	0	0	0	0
All Majors	185	179	6	130	128	2	55	51	4
St. Croix									
Nursing (Bachelor)	21	21	0	9	9	0	12	12	0
Nursing (Associate)	148	139	9	63	56	7	85	83	2
All Majors	169	160	9	72	65	7	97	95	2

**Table 1.4 Enrollment by Campus, Status and Age
Spring 2010**

Age	UVI		St. Thomas		St. Croix	
	Count	Percent	Count	Percent	Count	Percent
All						
Under 18	2	1	0	0	2	1
18-19	66	19	32	17	34	20
20-21	98	28	57	31	41	24
22-24	66	19	47	25	19	11
25-29	54	15	22	12	32	19
30-34	18	5	4	2	14	8
35-39	21	6	9	5	12	7
40-49	21	6	7	4	14	8
Over 50	8	2	7	4	1	1
Unknown	0	0	0	0	0	0
Total	354	100	185	100	169	100
Full-time						
Under 18	1	0	0	0	1	1
18-19	52	26	29	22	23	32
20-21	63	31	41	32	22	31
22-24	47	23	37	28	10	14
25-29	19	9	10	8	9	13
30-34	5	2	2	2	3	4
35-39	4	2	4	3	0	0
40-49	7	3	3	2	4	6
over 50	4	2	4	3	0	0
Unknown	0	0	0	0	0	0
Total	202	100	130	100	72	100
Part-time						
Under 18	1	1	0	0	1	1
18-19	14	9	3	5	11	11
20-21	35	23	16	29	19	20
22-24	19	13	10	18	9	9
25-29	35	23	12	22	23	24
30-34	13	9	2	4	11	11
35-39	17	11	5	9	12	12
40-49	14	9	4	7	10	10
over 50	4	3	3	5	1	1
Unknown	0	0	0	0	0	0
Total	152	100	55	100	97	100

**Table 1.5 St. Thomas Campus
Credit Hour Enrollment by Course, Class, Sections and Average Enrollment
Fall 2009**

Course	Class	Number of Sections	Total Enrollment	Average Enrollment	Credits per Course	Total Credit Hours
FDS	Freshman Development Seminar	9	192	21	1	192
NUR 207	Human Nutrition	1	32	32	2	64
NUR 208	Fundamentals of Nursing	3	25	8	6	150
NUR 209	Health Assessment	3	29	10	2	58
NUR 308	Nursing Roles in Adult Care I	3	13	4	5	65
NUR 309	Nursing Role in Pediatric Care I	2	13	7	5	65
NUR 417	Nursing Role in Adult Care III	2	12	6	6	72
NUR 418	Nursing Role in Community Health	2	17	9	6	102
ALL		16	141	9	33	576

**Table 1.6 St. Croix Campus
Credit Hour Enrollment by Course, Class, Sections and Average Enrollment
Fall 2009**

Course	Class	Number of Sections	Total Enrollment	Average Enrollment	Credits per Course	Total Credit Hours
FDS 100	Freshmen development Seminar	7	213	30	1	213
NUR 100	Medical Technology	1	27	27	1	27
NUR 131	Nursing Skill Acquisition	1	31	31	3	93
NUR 132	Introduction to the Nurse-Client System	1	35	35	4	140
NUR 242	NCS: Adult II	2	17	9	6	102
NUR 243	NCS: Childbearing Family	2	13	7	4	52
NUR 417	Nursing Role in Adult Care III	1	7	7	3	21
ALL		15	343	23	22	648

**Table 1.7 Degrees Conferred by Major, Type and Campus
Fall 2009 - Spring 2010**

	Associates	Bachelors	All Degrees
UVI			
Nursing	12	15	27
Total	12	15	27
St Thomas			
Nursing	0	15	15
Total	0	15	15
St Croix			
Nursing	12	0	12
Total	12	0	12

**Table 1.8 Degrees Conferred by Gender, Honor and Campus
Fall 2009 - Spring 2010**

	Female	Male	Total
UVI			
Cum Laude	1	1	2
Magna Cum Laude	2	0	2
Summa Cum Laude	2	0	2
Total	5	1	6
St. Thomas			
Cum Laude	1	0	1
Magna Cum Laude	0	0	0
Summa Cum Laude	1	0	1
Total	2	0	2
St. Croix			
Cum Laude	0	1	1
Magna Cum Laude	2	0	2
Summa Cum Laude	1	0	1
Total	3	1	4