

College of Liberal Arts and
Social Sciences Portfolio
AY 2009 - 2010

**College of Liberal Arts and Social Sciences
Fall 2009 – Spring 2010**

Table of Contents

Section One – Undergraduate Enrollment

Student Enrollment	Page
Table 1.1 Enrollment by status, major, gender and campus: fall 2009	2
Table 1.2 UVI enrollment by campus, status and age: fall 2009	5
Table 1.3 Enrollment by status, major, gender and campus: spring 2010	6
Table 1.4 UVI enrollment by campus, status and age: spring 2010	7
Credit Hour Enrollment	
Table 1.5 Credit hour enrollment by course, sections and average enrollment, St Thomas Campus: fall 2009	8
Table 1.6 Credit hour enrollment by course, sections and average enrollment, St Croix Campus: fall 2009	12
Degrees Awarded – Fall 2009 and Spring 2010	
Table 1.7 Degrees conferred by major and campus	15
Table 1.8 Degrees conferred by honor, gender and campus	16

Section One

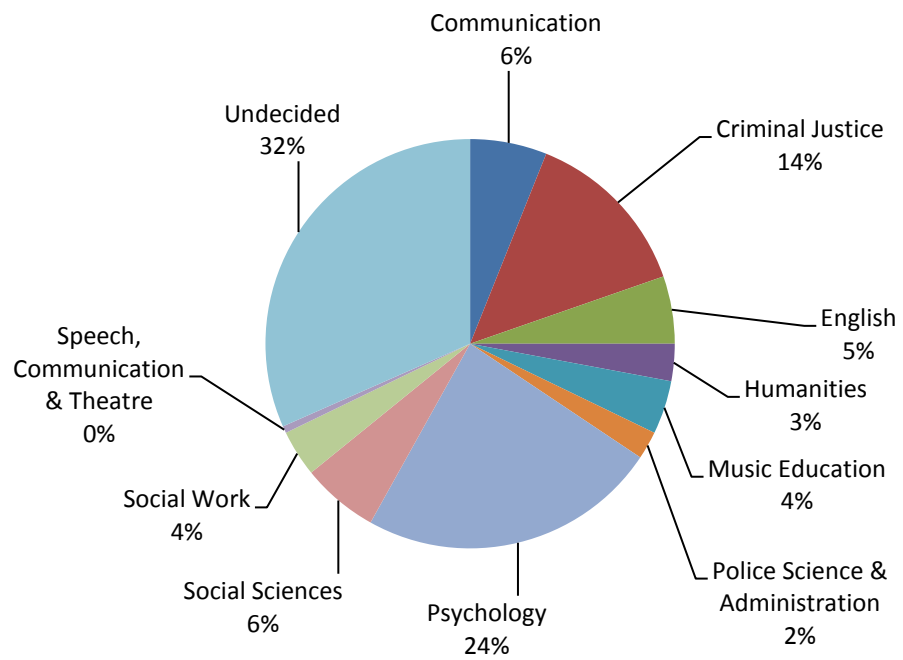
Undergraduate

Enrollment

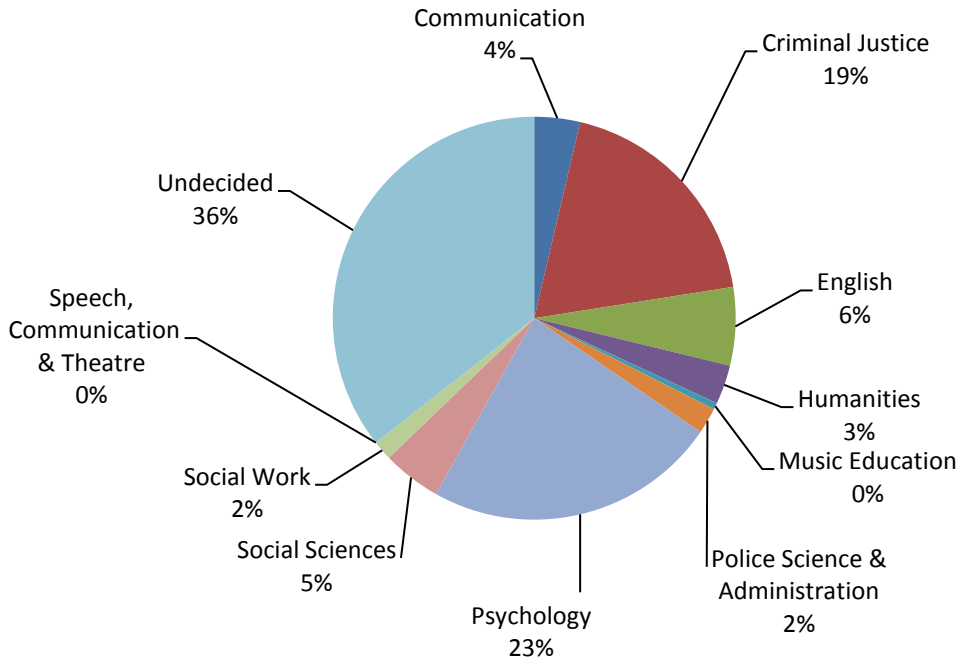
**Table 1.1 Enrollment by Status, Major, Gender and Campus
Fall 2009**

Major	All			Full-time			Part-time		
	Total	Female	Male	Total	Female	Male	Total	Female	Male
UVI									
Communication	33	26	7	26	20	6	7	6	1
Criminal Justice	74	53	21	60	46	14	14	7	7
English	29	23	6	14	11	3	15	12	3
Humanities	16	9	7	12	5	7	4	4	0
Music Education	23	12	11	17	9	8	6	3	3
Police Science & Administration	12	8	4	6	5	1	6	3	3
Psychology	129	109	20	96	78	18	33	31	2
Social Sciences	33	26	7	22	16	6	11	10	1
Social Work	20	20	0	12	12	0	8	8	0
Speech, Communication & Theatre	3	2	1	2	1	1	1	1	0
Undecided	172	104	68	115	65	50	57	39	18
All Majors	544	392	152	382	268	114	162	124	38
St. Thomas									
Communication	26	20	6	22	17	5	4	3	1
Criminal Justice	38	28	10	28	21	7	10	7	3
English	17	13	4	10	9	1	7	4	3
Humanities	10	7	3	7	4	3	3	3	0
Music Education	22	12	10	16	9	7	6	3	3
Police Science & Administration	8	5	3	5	4	1	3	1	2
Psychology	84	71	13	63	51	12	21	20	1
Social Sciences	24	19	5	15	11	4	9	8	1
Social Work	17	17	0	11	11	0	6	6	0
Speech, Communication & Theatre	3	2	1	2	1	1	1	1	0
Undecided	104	57	47	73	37	36	31	20	11
All Majors	353	251	102	252	175	77	101	76	25
St. Croix									
Communication	7	6	1	4	3	1	3	3	0
Criminal Justice	36	25	11	32	25	7	4	0	4
English	12	10	2	4	2	2	8	8	0
Humanities	6	2	4	5	1	4	1	1	0
Music Education	1	0	1	1	0	1	0	0	0
Police Science & Administration	4	3	1	1	1	0	3	2	1
Psychology	45	38	7	33	27	6	12	11	1
Social Sciences	9	7	2	7	5	2	2	2	0
Social Work	3	3	0	1	1	0	2	2	0
Speech, Communication & Theatre	0	0	0	0	0	0	0	0	0
Undecided	68	47	21	42	28	14	26	19	7
All Majors	191	141	50	130	93	37	61	48	13

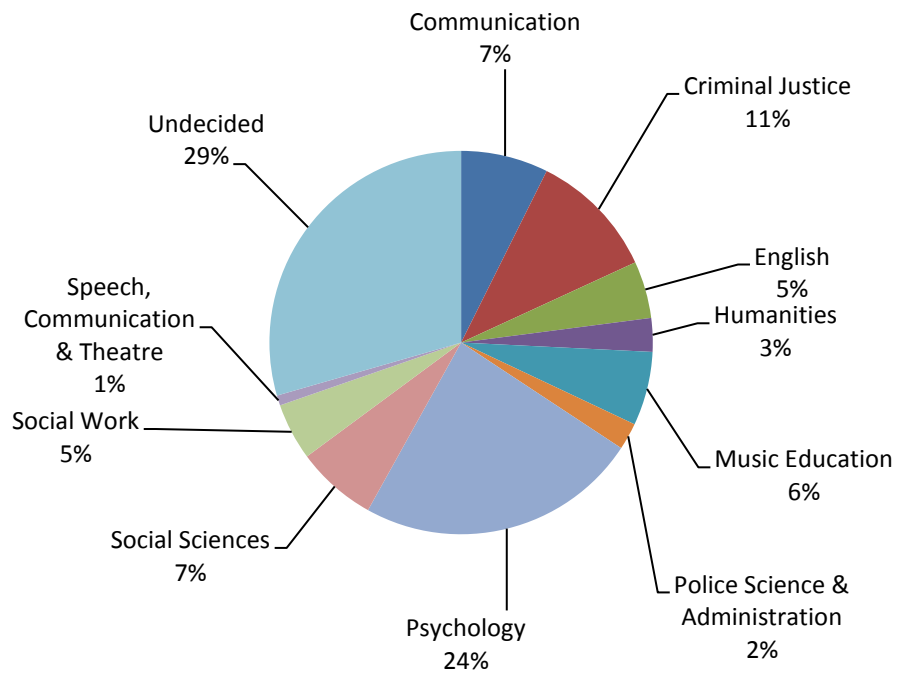
**Enrollment by Major
Fall 2009**



**Enrollment by Major
St Croix Campus
Fall 2009**



**Enrollment by Major
St Thomas Campus
Fall 2009**



**Table 1.2 Enrollment by Campus, Age and Status
Fall 2009**

Age	UVI		St. Thomas		St. Croix	
	Count	Percent	Count	Percent	Count	Percent
All						
Under 18	35	6	33	9	2	1
18-19	170	31	152	40	18	11
20-21	109	20	87	23	22	14
22-24	82	15	55	14	27	17
25-29	65	12	30	8	35	22
30-34	23	4	12	3	11	7
35-39	17	3	7	2	10	6
40-49	27	5	6	2	21	13
Over 50	16	3	0	0	16	10
Unknown	0	0	0	0	0	0
Total	544	100	382	100	162	100
Full-time						
Under 18	21	6	19	8	2	2
18-19	110	31	99	39	11	11
20-21	71	20	59	23	12	12
22-24	54	15	38	15	16	16
25-29	51	14	22	9	29	29
30-34	15	4	9	4	6	6
35-39	9	3	3	1	6	6
40-49	14	4	3	1	11	11
over 50	8	2	0	0	8	8
Unknown	0	0	0	0	0	0
Total	353	100	252	100	101	100
Part-time						
Under 18	14	7	14	11	0	0
18-19	60	31	53	41	7	11
20-21	38	20	28	22	10	16
22-24	28	15	17	13	11	18
25-29	14	7	8	6	6	10
30-34	8	4	3	2	5	8
35-39	8	4	4	3	4	7
40-49	13	7	3	2	10	16
over 50	8	4	0	0	8	13
Unknown	0	0	0	0	0	0
Total	191	100	130	100	61	100

**Table 1.3 Enrollment by Status, Major, Gender and Campus
Spring 2010**

Major	All			Full-time			Part-time		
	Total	Female	Male	Total	Female	Male	Total	Female	Male
UVI									
Communication	36	29	7	28	23	5	8	6	2
Criminal Justice	75	60	15	54	42	12	21	18	3
English	32	27	5	13	12	1	19	15	4
Humanities	17	7	10	10	4	6	7	3	4
Music Education	26	13	13	20	10	10	6	3	3
Police Science & Administration	10	7	3	5	4	1	5	3	2
Psychology	143	119	24	107	86	21	36	33	3
Social Sciences	40	34	6	22	20	2	18	14	4
Social Work	14	14	0	9	9	0	5	5	0
Speech, Communication & Theatre	2	1	1	2	1	1	0	0	0
Undecided	151	93	58	88	53	35	63	40	23
All Majors	546	404	142	358	264	94	188	140	48
St. Thomas									
Communication	23	21	2	19	18	1	4	3	1
Criminal Justice	34	27	7	27	20	7	7	7	0
English	18	15	3	9	9	0	9	6	3
Humanities	10	5	5	6	3	3	4	2	2
Music Education	24	13	11	18	10	8	6	3	3
Police Science & Administration	7	4	3	3	2	1	4	2	2
Psychology	85	70	15	63	50	13	22	20	2
Social Sciences	27	23	4	15	14	1	12	9	3
Social Work	12	12	0	8	8	0	4	4	0
Speech, Communication & Theatre	2	1	1	2	1	1	0	0	0
Undecided	93	53	40	62	34	28	31	19	12
All Majors	335	244	91	232	169	63	103	75	28
St. Croix									
Communication	13	8	5	9	5	4	4	3	1
Criminal Justice	41	33	8	27	22	5	14	11	3
English	14	12	2	4	3	1	10	9	1
Humanities	7	2	5	4	1	3	3	1	2
Music Education	2	0	2	2	0	2	0	0	0
Police Science & Administration	3	3	0	2	2	0	1	1	0
Psychology	58	49	9	44	36	8	14	13	1
Social Sciences	13	11	2	7	6	1	6	5	1
Social Work	2	2	0	1	1	0	1	1	0
Speech, Communication & Theatre	0	0	0	0	0	0	0	0	0
Undecided	58	40	18	26	19	7	32	21	11
All Majors	211	160	51	126	95	31	85	65	20

**Table 1.4 Enrollment by Campus, Age and Status
Spring 2010**

Age	UVI		St. Thomas		St. Croix	
	Count	Percent	Count	Percent	Count	Percent
All						
Under 18	1	0	0	0	1	1
18-19	144	26	124	35	20	11
20-21	129	24	103	29	26	14
22-24	101	18	59	16	42	22
25-29	82	15	44	12	38	20
30-34	28	5	14	4	14	7
35-39	19	3	7	2	12	6
40-49	23	4	5	1	18	10
Over 50	19	3	2	1	17	9
Unknown	0	0	0	0	0	0
Total	546	100	358	100	188	100
Full-time						
Under 18	1	0	0	0	1	1
18-19	92	27	82	35	10	10
20-21	73	22	61	26	12	12
22-24	66	20	42	18	24	23
25-29	54	16	29	13	25	24
30-34	19	6	10	4	9	9
35-39	11	3	4	2	7	7
40-49	11	3	2	1	9	9
over 50	8	2	2	1	6	6
Unknown	0	0	0	0	0	0
Total	335	100	232	100	103	100
Part-time						
Under 18	0	0	0	0	0	0
18-19	52	25	42	33	10	12
20-21	56	27	42	33	14	16
22-24	35	17	17	13	18	21
25-29	28	13	15	12	13	15
30-34	9	4	4	3	5	6
35-39	8	4	3	2	5	6
40-49	12	6	3	2	9	11
over 50	11	5	0	0	11	13
Unknown	0	0	0	0	0	0
Total	211	100	126	100	85	100

**Table 1.5 St. Thomas Campus
Credit Hour Enrollment by Course, Class, Sections and Average Enrollment
Fall 2009**

Course	Class	Number of Sections	Total Enrollment	Average Enrollment	Credits per Course	Total Credit Hours
ART 125	Selected Problems in World Art	1	11	11	3	33
CJU 110	Introduction to Criminal Justice	2	35	18	3	105
CJU 121	Administration of Justice	1	18	18	3	54
CJU 222	Law Enforcement - Community Relations	1	12	12	3	36
CJU 223	Juvenile Delinquency and Justice	1	3	3	3	9
COM 110	Introduction to Communication	1	11	11	3	33
COM 119	Interpersonal Communication and Leadership Skills	5	120	24	3	360
COM 120	Public Speaking	3	63	21	3	189
COM 200	Journalism Workshop	1	4	4	3	12
COM 205	Broadcast Communication I	1	14	14	3	42
COM 221	Oral Interpretation of Literature	1	12	12	3	36
COM 227	Voice & Diction	1	19	19	3	57
COM 308	News Writing I	1	8	8	3	24
COM 404	Mass Communications	1	4	4	3	12
COM 430	Computer-Mediated Communication II	1	9	9	3	27
ECO 221	Introduction to Macro-Economic	2	47	24	3	141
ECO 222	Introduction to Micro-Economic	2	37	19	3	111
ENG 051	Functional Writing	1	21	21	3	63
ENG 100	Writing across the Curriculum	8	115	14	1	115
ENG 101	Reading in Content Areas	9	156	17	1	156
ENG 120	English Composition I	8	141	18	3	423
ENG 200	Journalism Workshop	1	1	1	3	3
ENG 201	Research and Applied Writing	6	103	17	3	309
ENG 261	World Literature I	2	50	25	3	150
ENG 262	World Literature II	2	40	20	3	120
ENG 308	News Writing I	1	1	1	3	3
ENG 321	British Literature I	1	3	3	3	9
ENG 345	History of the English Language	1	5	5	3	15
ENG 345	History of the English Language	1	5	5	3	15
ENG 350	The Bible as Literature	1	3	3	3	9
ENG 361	American Literature	1	16	16	3	48
ENG 423	Literary Criticism	1	3	3	3	9
ENG 433	Major Caribbean Author	1	2	2	3	6

Continued →

**Table 1.5 St. Thomas Campus
Credit Hour Enrollment by Course, Class, Sections and Average Enrollment
Fall 2009**

Course	Class	Number of Sections	Total Enrollment	Average Enrollment	Credits per Course	Total Credit Hours
FRE 131	Functional Elementary French I	1	20	20	4	80
FRE 132	Functional Elementary French II	1	9	9	4	36
FRE 231	Functional Intermediate French I	1	13	13	4	52
FRE 306	Advanced Conversation II	1	5	5	3	15
GOG 122	Cultural Geography	1	9	9	3	27
HIS 181	World Civilizations I	1	20	20	3	60
HIS 182	World Civilizations II	2	26	13	3	78
HIS 341	Caribbean History	1	8	8	3	24
HIS 342	History of the Virgin Islands	2	14	7	3	42
HIS 350	Latin America Since Independence	1	3	3	3	9
HON 101	Honors Introductory Seminar	1	0	0	3	0
HUM 115	Humanities Overture	3	62	21	3	186
HUM 497	Senior Humanities Seminar I	1	12	12	1	12
MSL 101	Foundations of Officership	1	23	23	1	23
MSL 201	Individual Leadership Studies	1	4	4	2	8
MSL 301	Leadership and Problem Solving	1	2	2	3	6
MLS 401	Leadership and Management	1	1	1	3	3
MUE 311	Conducting Techniques	1	3	3	3	9
MUE 321	Brass and Percussion Methods	1	1	1	2	2
MUE 411	Teaching Music in Secondary Schools	1	2	2	3	6
MUE 412	Student Teaching and Seminar in Music	1	1	1	6	6
MUS 101	Sight Singing/Ear Training I	1	5	5	1	5
MUS 103	Music Theory I	1	7	7	3	21
MUS 124	Introduction to Music	2	7	4	3	21
MUS 132	Concert Band	1	11	11	3	33
MUS 133	Jazz Ensemble	1	2	2	1	2
MUS 134	Steel Band Ensemble	1	12	12	1	12
MUS 140	Class Steel Pan	1	12	12	1	12
MUS 161	Applied Music-Voice	5	23	5	2	46
MUS 162	Applied Music - Voice	2	8	4	2	16

Continued →

**Table 1.5 St. Thomas Campus
Credit Hour Enrollment by Course, Class, Sections and Average Enrollment
Fall 2008**

Course	Class	Number of Sections	Total Enrollment	Average Enrollment	Credits per Course	Total Credit Hours
MUS 173	Secondary Piano I	1	5	5	1	5
MUS 174	Secondary Piano II	1	3	3	1	3
MUS 175	Secondary Voice I	1	2	2	1	2
MUS 176	Secondary Voice II	1	1	1	3	3
MUS 177	Secondary Brass I	1	1	1	3	3
MUS 179	Secondary Woodwind I	1	1	1	3	3
MUS 180	Secondary Woodwind II	1	1	1	3	3
MUS 185	Secondary Percussion I	1	1	1	3	3
MUS 201	Music Theory III	1	6	6	3	18
MUS 206	Music History & Lit I	1	4	4	3	12
MUS 242	Concert Choir	1	7	7	1	7
MUS 261	Applied Music	4	5	1	1	5
MUS 262	Applied Music	1	1	1	1	1
MUS 302	Form and Analysis	1	3	3	4	12
MUS 361	Applied Music	5	4	1	2	8
MUS 362	Applied Music-Voice	5	6	1	2	12
MUS 461	Applied Music - Percussion	2	2	1	2	4
MUS 462	Applied Music-Brass	1	1	1	2	2
NSC 100	National Student Exchange	1	2	2	4	8
PHI 200	Critical Thinking	3	73	24	3	219
POL 120	Introduction to Political Science	2	19	10	3	57
POL 340	Caribbean Government and Politics	1	2	2	3	6
PSY 120	General Psychology	4	69	17	3	207
PSY 202	Life Span Development	2	30	15	3	90
PSY 203	Introduction to Personality	1	25	25	3	75
PSY 240	Biopsychology	1	10	10	4	40
PSY 302	Culture and Behavior	1	14	14	3	42
PSY 323	Psychology of the Exceptional Child and Adolescent	1	12	12	3	36
PSY 325	Adolescent Development	1	14	14	3	42
PSY 350	Drugs, Behavior and Society	1	9	9	3	27
PSY 434	Abnormal Psychology	1	8	8	3	24
PSY 440	Applied Research Methods	1	18	11	3	54
RAC 021	Reading in Content Area	9	156	17	3	468

Continued →

**Table 1.5 St. Thomas Campus
Credit Hour Enrollment by Course, Class, Sections and Average Enrollment
Fall 2008**

Course	Class	Number of Sections	Total Enrollment	Average Enrollment	Credits per Course	Total Credit Hours
SOC 121	Introduction to Sociology	2	47	24	3	141
SOC 224	Introduction to Social Welfare	1	6	6	3	18
SOC 236	Marriage and the Family	1	15	15	3	45
SOC 333	Criminology	1	13	13	3	39
SOC 345	Race and Ethnic Relations	1	5	5	3	15
SPA 131	Functional Elementary Spanish I	5	95	19	4	380
SPA 132	Functional Elementary Spanish II	4	67	17	4	268
SPA 231	Functional Intermediate Spanish I	3	46	15	4	184
SSC 100	The Caribbean: The Social Dimensions	10	190	19	3	570
SSC 327	Quantitative Research Methods in the Social	2	32	16	1	32
SSC 497	Social Science Senior Seminar I	1	25	25	1	25
SWK 224	Introduction To Social Welfare	1	4	4	3	12
SWK 325	Social Welfare as a Social Institution	1	3	3	3	9
SWK 331	Social Work Methods I	1	2	2	3	6
SWK 426	Social Work Methods IV	1	2	2	3	6
SWK 428	Field Instructor and Seminar III	1	2	2	3	6
THE 110	Introduction to Theatre	1	12	12	3	36
THE 211	Theatre Production	1	3	3	3	9
THE 413	Theatre Criticism	1	1	1	3	3
THE 415	Theatre Management	1	1	1	3	3
WAC 011	Writing Across the Curriculum	8	115	14	3	345
ALL		218	2613	12	320	7224

Continued []→

**Table 1.6 St. Croix Campus
Credit Hour Enrollment by Course, Class, Sections and Average Enrollment
Fall 2008**

Course	Class	Number of Sections	Total Enrollment	Average Enrollment	Credits per Course	Total Credit Hours
CJU 110	Introduction to Criminal Justice	1	18	18	3	54
CJU 121	Administration of Justice	1	9	9	3	27
CJU 222	Law Enforcement - Community Relations	1	4	4	3	12
CJU 223	Juvenile Delinquency and Justice	1	2	2	3	6
COM 110	Introduction to Communication	1	9	9	3	27
COM 119	Interpersonal Communication and Leadership Skills	4	86	22	3	258
COM 120	Public Speaking	2	38	19	3	114
COM 200	Journalism Workshop	1	7	7	3	21
COM 205	Broadcast Communication I	1	5	5	3	15
COM 308	News Writing I	1	4	4	3	12
COM430	Computer-Mediated Communication II	1	3	3	3	9
ECO 221	Introduction to Macro-Economic	1	25	25	3	75
ECO 222	Introduction to Micro-Economic	1	10	10	3	30
ENG 051	Functional Writing	1	9	9	3	27
ENG 100	Writing across the Curriculum	6	122	20	1	122
ENG 101	Reading in Content Areas	7	165	24	1	165
ENG 120	English Composition I	5	107	21	3	321
ENG 200	Journalism Workshop	1	1	1	3	3
ENG 201	Research and Applied Writing	4	71	18	3	213
ENG 261	World Literature I	2	29	15	3	87
ENG 262	World Literature II	1	17	17	3	51
ENG 308	News Writing I	1	2	2	3	6
ENG 321	British Literature I	1	5	5	3	15
ENG 345	History of the English Language	1	6	6	3	18
ENG 361	American Literature	1	3	3	3	9
ENG 381	Modern African Literature	1	2	2	3	6
ENG 423	Literary Criticism	1	7	7	3	21
FRE 131	Functional Elementary French I	1	7	7	4	28
FRE 132	Functional Elementary French II	1	6	6	4	24
HIS 181	World Civilizations I	1	9	9	3	27
HIS 341	Caribbean History	1	15	15	3	45
HIS 342	History of the Virgin Islands	2	31	16	3	93
HIS 350	Latin America Since Independence	1	9	9	3	27

**Table 1.6 St. Croix Campus
Credit Hour Enrollment by Course, Class, Sections and Average Enrollment
Fall 2008**

Course	Class	Number of Sections	Total Enrollment	Average Enrollment	Credits per Course	Total Credit Hours
HUM 115	Humanities Overture	2	38	19	3	114
HUM 497	Senior Humanities Seminar I	1	3	3	1	3
MSL 101	Foundations of Officership	1	3	3	1	3
MLS 102	Basic Leadership	1	2	2	1	2
MSL 201	Individual Leadership Studies	1	2	2	2	4
MLS 301	Leadership and Problem Solving	1	3	3	2	6
MLS 401	Leadership and Management	1	1	1	2	2
PHI 200	Critical Thinking	2	24	12	3	72
POL 120	Introduction to Political Science	1	8	8	3	24
POL 340	Caribbean Government and Politics	1	2	2	3	6
PSY 120	General Psychology	2	47	24	3	141
PSY 202	Life Span Development	1	18	18	3	54
PSY 203	Introduction to Personality	1	14	14	3	42
PSY 302	Culture and Behavior	1	11	11	3	33
PSY 325	Adult Development	1	8	8	3	24
PSY 433	Introduction to Counseling and Psychotherapy	1	3	3	3	9
PSY 440	Applied Research Methods	1	7	11	3	21
RAC 021	Reading in Content Area	7	164	23	3	492
SOC 121	Introduction to Sociology	1	23	23	3	69
SPA 131	Functional Elementary Spanish I	4	74	19	4	296
SPA 132	Functional Elementary Spanish II	3	32	11	4	128
SPA 231	Functional Intermediate Spanish I	2	34	17	4	136
SSC 100	The Caribbean: The Social Dimensions	9	206	23	3	618
SSC 327	Quantitative Research Methods in the Social Sciences	1	8	8	1	8
SSC 497	Social Science Senior Seminar I	1	8	8	1	8
WAC 011	Writing Across the Curriculum	6	121	20	3	363
ALL		111	1707	15	165	4646

**Table 1.7 Degrees Conferred by Major, Type and Campus
Fall 2009 - Spring 2010**

	Associates	Bachelors	All Degrees
UVI			
Communication	*	3	3
Criminal Justice	8	0	8
English	0	6	6
Humanities	0	1	1
Music Education	0	1	1
Police Science and Administration	1	*	1
Psychology	*	24	24
Social Sciences	*	8	8
Social Work	*	2	2
Speech, Communication and Theater	*	1	1
Total	9	46	55
St Thomas			
Communication	*	3	3
Criminal Justice	7	0	7
English	*	4	4
Humanities	*	0	0
Music Education	*	1	1
Police Science and Administration	1	0	1
Psychology	*	18	18
Social Sciences	*	6	6
Social Work	*	2	2
Speech, Communication and Theater	*	1	1
Total	8	35	43
St Croix			
Communication	•	0	0
Criminal Justice	1	0	1
English	*	2	2
Humanities	*	1	1
Music Education	*	0	0
Police Science and Administration	1	*	6
Psychology	*	6	2
Social Sciences	*	2	0
Social Work	*	0	1
Speech, Communication and Theater	•	0	0
Total	1	11	12

• Degree not offered

**Table 1.8 Degrees Conferred by Gender, Honor and Campus
Fall 2009 - Spring 2010**

	Female	Male	Total
UVI			
Cum Laude	10	1	11
Magna Cum Laude	5	4	9
Summa Cum Laude	3	0	3
Total	18	5	23
St. Thomas			
Cum Laude	7	1	8
Magna Cum Laude	4	3	7
Summa Cum Laude	2	0	2
Total	13	4	17
St. Croix			
Cum Laude	3	0	3
Magna Cum Laude	1	1	2
Summa Cum Laude	1	0	1
Total	5	1	6