

**Humanities &
Social Sciences
Division Portfolio
AY 2008 - 2009**

Division of Humanities and Social Sciences Fall 2008 – Spring 2009

Table of Contents

Section One – Undergraduate Enrollment

Student Enrollment	Page
Table 1.1 Enrollment by status, major, gender and campus: fall 2008	2
Table 1.2 UVI enrollment by campus, status and age: fall 2008	5
Table 1.3 Enrollment by status, major, gender and campus: spring 2009	6
Table 1.4 UVI enrollment by campus, status and age: spring 2009	7
Credit Hour Enrollment	
Table 1.5 Credit hour enrollment by course, sections and average enrollment, St Thomas Campus: fall 2008	8
Table 1.6 Credit hour enrollment by course, sections and average enrollment, St Croix Campus: fall 2008	12
Degrees Awarded – Fall 2008 and Spring 2009	
Table 1.7 Degrees conferred by major and campus	15
Table 1.8 Degrees conferred by honor, gender and campus	16

Section Two – Graduate Enrollment

Student Enrollment

Page

Table 1.9 Enrollment by status, major, gender and campus: fall 2008

18

Table 1.10 Enrollment by campus, age and gender: fall 2008

18

Credit Hour Enrollment

Table 1.11 Credit hour enrollment by campus, course, sections and average enrollment, fall 2008

19

Degrees Awarded Fall 2008 and Spring 2009

Table 1.12 Degrees conferred by gender and campus

19

Section One

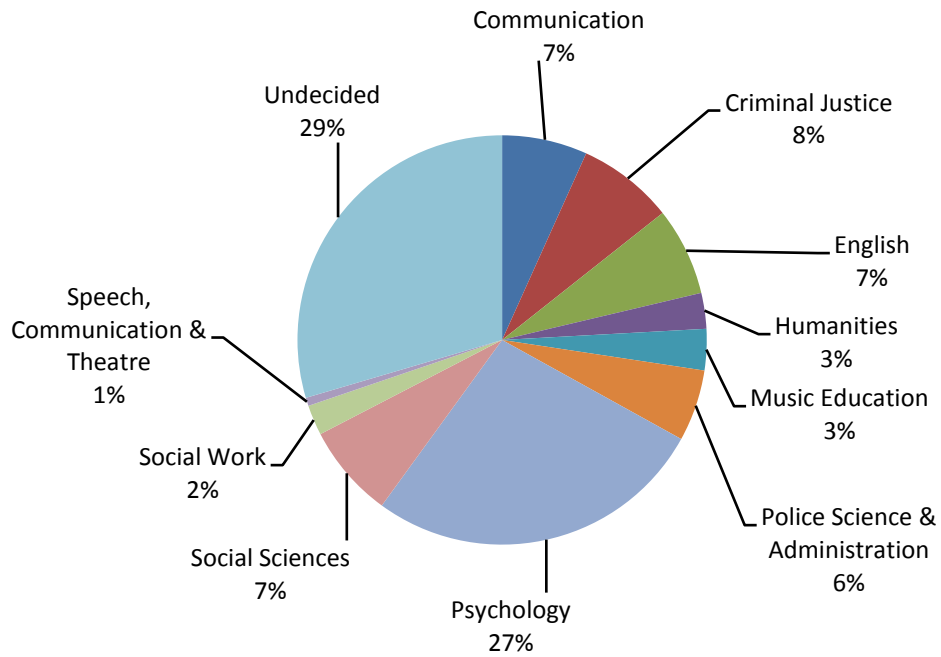
Undergraduate

Enrollment

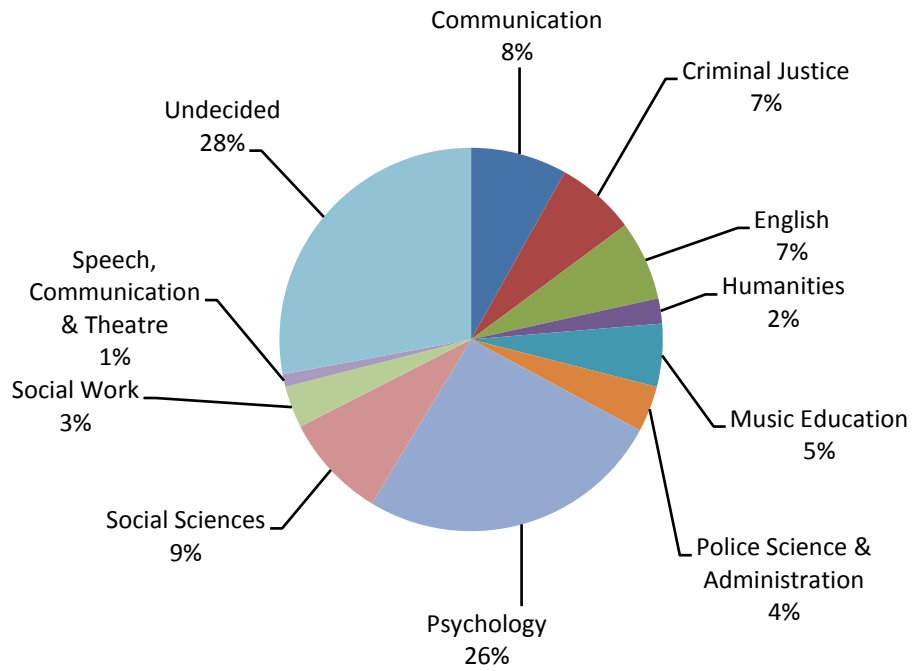
**Table 1.1 Enrollment by Status, Major, Gender and Campus
Fall 2008**

Major	All			Full-time			Part-time		
	Total	Female	Male	Total	Female	Male	Total	Female	Male
UVI									
Communication	31	26	5	25	21	4	6	5	1
Criminal Justice	35	26	9	25	20	5	10	6	4
English	33	28	5	23	18	5	10	10	0
Humanities	13	8	5	6	3	3	7	5	2
Music Education	15	8	7	9	5	4	6	3	3
Police Science & Administration	26	18	8	11	10	1	15	8	7
Psychology	124	107	17	87	74	13	37	33	4
Social Sciences	34	25	9	24	18	6	10	7	3
Social Work	11	11	0	10	10	0	1	1	0
Speech, Communication & Theatre	3	1	2	2	1	1	1	0	1
Undecided	135	76	59	93	49	44	42	27	15
All Majors	460	334	126	315	229	86	145	105	40
St. Thomas									
Communication	23	19	4	20	17	3	3	2	1
Criminal Justice	19	17	2	13	12	1	6	5	1
English	19	15	4	16	12	4	3	3	0
Humanities	6	3	3	5	2	3	1	1	0
Music Education	15	8	7	9	5	4	6	3	3
Police Science & Administration	11	7	4	2	2	0	9	5	4
Psychology	73	60	13	57	47	10	16	13	3
Social Sciences	25	18	7	20	14	6	5	4	1
Social Work	10	10	0	10	10	0	0	0	0
Speech, Communication & Theatre	3	1	2	2	1	1	1	0	1
Undecided	79	42	37	58	28	30	21	14	7
All Majors	283	200	83	212	150	62	71	50	21
St. Croix									
Communication	8	7	1	5	4	1	3	3	0
Criminal Justice	16	9	7	12	8	4	4	1	3
English	14	13	1	7	6	1	7	7	0
Humanities	7	5	2	1	1	0	6	4	2
Music Education	0	0	0	0	0	0	0	0	0
Police Science & Administration	15	11	4	9	8	1	6	3	3
Psychology	51	47	4	30	27	3	21	20	1
Social Sciences	9	7	2	4	4	0	5	3	2
Social Work	1	1	0	0	0	0	1	1	0
Speech, Communication & Theatre	0	0	0	0	0	0	0	0	0
Undecided	56	34	22	35	21	14	21	13	8
All Majors	177	134	43	103	79	24	74	55	19

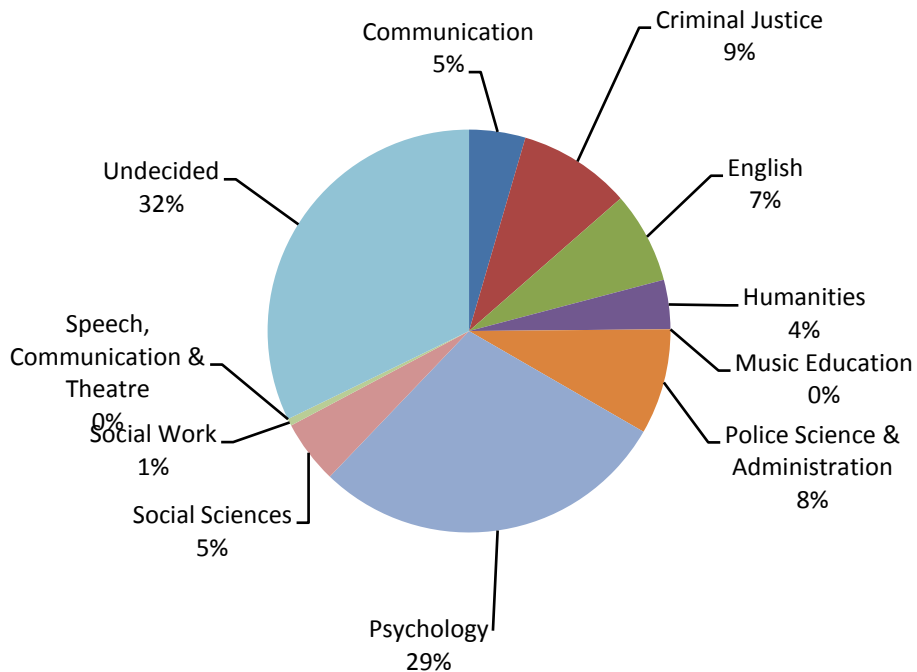
Enrollment by Major Fall 2008



Enrollment by Major St Thomas Campus Fall 2008



Enrollment by Major St Croix Campus Fall 2008



**Table 1.2 Enrollment by Campus, Age and Status
Fall 2008**

Age	UVI		St. Thomas		St. Croix	
	Count	Percent	Count	Percent	Count	Percent
All						
Under 18	36	8	25	9	11	6
18-19	135	29	81	29	54	31
20-21	109	24	68	24	41	23
22-24	65	14	46	16	19	11
25-29	45	10	32	11	13	7
30-34	20	4	12	4	8	5
35-39	16	3	8	3	8	5
40-49	21	5	9	3	12	7
Over 50	12	3	1	0	11	6
Unknown	1	0	1	0	0	0
Total	460	100	283	100	177	100
Full-time						
Under 18	34	11	23	11	11	11
18-19	121	38	77	36	44	43
20-21	87	28	58	27	29	28
22-24	39	12	31	15	8	8
25-29	20	6	16	8	4	4
30-34	3	1	2	1	1	1
35-39	2	1	2	1	0	0
40-49	6	2	2	1	4	4
over 50	3	1	1	0	2	2
Unknown	0	0	0	0	0	0
Total	315	100	212	100	103	100
Part-time						
Under 18	2	1	2	3	0	0
18-19	14	10	4	6	10	14
20-21	22	15	10	14	12	16
22-24	26	18	15	21	11	15
25-29	25	17	16	23	9	12
30-34	17	12	10	14	7	9
35-39	14	10	6	8	8	11
40-49	15	10	7	10	8	11
over 50	9	6	0	0	9	12
Unknown	1	1	1	1	0	0
Total	145	100	71	100	74	100

**Table 1.3 Enrollment by Status, Major, Gender and Campus
Spring 2009**

Major	All			Full-time			Part-time		
	Total	Female	Male	Total	Female	Male	Total	Female	Male
UVI									
Communication	31	25	6	22	18	4	9	7	2
Criminal Justice	41	29	12	26	20	6	15	9	6
English	33	28	5	20	16	4	13	12	1
Humanities	13	8	5	7	3	4	6	5	1
Music Education	16	9	7	11	6	5	5	3	2
Police Science & Administration	15	10	5	9	6	3	6	4	2
Psychology	133	114	19	95	79	16	38	35	3
Social Sciences	35	26	9	21	15	6	14	11	3
Social Work	20	20	0	11	11	0	9	9	0
Speech, Communication & Theatre	2	1	1	2	1	1	0	0	0
Undecided	135	83	52	81	45	36	54	38	16
All Majors	474	353	121	305	220	85	169	133	36
St. Thomas									
Communication	22	17	5	16	13	3	6	4	2
Criminal Justice	20	17	3	12	11	1	8	6	2
English	19	16	3	15	13	2	4	3	1
Humanities	8	4	4	6	3	3	2	1	1
Music Education	16	9	7	11	6	5	5	3	2
Police Science & Administration	8	4	4	6	3	3	2	1	1
Psychology	83	69	14	64	53	11	19	16	3
Social Sciences	24	17	7	16	10	6	8	7	1
Social Work	15	15	0	9	9	0	6	6	0
Speech, Communication & Theatre	2	1	1	2	1	1	0	0	0
Undecided	79	47	32	48	27	21	31	20	11
All Majors	296	216	80	205	149	56	91	67	24
St. Croix									
Communication	9	8	1	6	5	1	3	3	0
Criminal Justice	21	12	9	14	9	5	7	3	4
English	14	12	2	5	3	2	9	9	0
Humanities	5	4	1	1	0	1	4	4	0
Music Education	0	0	0	0	0	0	0	0	0
Police Science & Administration	7	6	1	3	3	0	4	3	1
Psychology	50	45	5	31	26	5	19	19	0
Social Sciences	11	9	2	5	5	0	6	4	2
Social Work	5	5	0	2	2	0	3	3	0
Speech, Communication & Theatre	0	0	0	0	0	0	0	0	0
Undecided	56	36	20	33	18	15	23	18	5
All Majors	178	137	41	100	71	29	78	66	12

**Table 1.4 Enrollment by Campus, Age and Status
Spring 2009**

Age	UVI		St. Thomas		St. Croix	
	Count	Percent	Count	Percent	Count	Percent
All						
Under 18	7	1	3	1	4	2
18-19	102	22	66	22	36	20
20-21	110	23	64	22	46	26
22-24	97	20	65	22	32	18
25-29	70	15	53	18	17	10
30-34	23	5	15	5	8	4
35-39	21	4	9	3	12	7
40-49	28	6	16	5	12	7
Over 50	16	3	5	2	11	6
Unknown	0	0	0	0	0	0
Total	474	100	296	100	178	100
Full-time						
Under 18	6	2	2	1	4	4
18-19	95	31	63	31	32	32
20-21	83	27	53	26	30	30
22-24	59	19	42	20	17	17
25-29	37	12	31	15	6	6
30-34	9	3	6	3	3	3
35-39	6	2	4	2	2	2
40-49	7	2	3	1	4	4
over 50	3	1	1	0	2	2
Unknown	0	0	0	0	0	0
Total	305	100	205	100	100	100
Part-time						
Under 18	1	1	1	1	0	0
18-19	7	4	3	3	4	5
20-21	27	16	11	12	16	21
22-24	38	22	23	25	15	19
25-29	33	20	22	24	11	14
30-34	14	8	9	10	5	6
35-39	15	9	5	5	10	13
40-49	21	12	13	14	8	10
over 50	13	8	4	4	9	12
Unknown	0	0	0	0	0	0
Total	169	100	91	100	78	100

**Table 1.5 St. Thomas Campus
Credit Hour Enrollment by Course, Class, Sections and Average Enrollment
Fall 2008**

Course	Class	Number of Sections	Total Enrollment	Average Enrollment	Credits per Course	Total Credit Hours
ART 125	Selected Problems in World Art	1	16	16	3	48
CJU 110	Introduction to Criminal Justice	1	14	14	3	42
CJU 121	Administration of Justice	1	9	9	3	27
CJU 221	Contemporary Corrections	1	3	3	3	9
CJU 222	Law Enforcement - Community Relations	1	3	3	3	9
CJU 223	Juvenile Delinquency and Justice	1	3	3	3	9
COM 110	Introduction to Communication	1	16	16	3	48
COM 119	Interpersonal Communication and Leadership Skills	3	88	29	3	264
COM 120	Public Speaking	3	58	19	3	174
COM 200	Journalism Workshop	1	7	7	3	21
COM 308	News Writing I	1	5	5	3	15
COM 360	Communication Theory	1	15	15	3	45
COM 404	Mass Communications	1	1	1	3	3
COM 466	Selected Topics	1	3	3	3	9
COM 475	Directed Studies	1	5	5	3	15
ECO 221	Introduction to Macro-Economics	2	44	22	3	132
ECO 222	Introduction to Micro-Economics	2	30	15	3	90
ENG 051	Functional Writing	1	12	12	3	36
ENG 100	Writing across the Curriculum	7	124	18	1	124
ENG 101	Reading in Content Areas	8	173	22	1	173
ENG 120	English Composition I	6	133	22	3	399
ENG 201	Research and Applied Writing	5	110	22	3	330
ENG 261	World Literature I	3	76	25	3	228
ENG 262	World Literature II	2	39	20	3	117
ENG 302	Intermediate Fiction Writing	1	1	1	3	3
ENG 308	News Writing I	1	2	2	3	6
ENG 343	Language Theory	1	18	18	3	54
ENG 363	Black American Literature	1	24	24	3	72
ENG 381	Modern African Literature	1	4	4	3	12
ENG 415	Literary Criticism	1	12	12	3	36

Continued →

**Table 1.5 St. Thomas Campus
Credit Hour Enrollment by Course, Class, Sections and Average Enrollment
Fall 2008**

Course	Class	Number of Sections	Total Enrollment	Average Enrollment	Credits per Course	Total Credit Hours
ENG 433	Major Caribbean Author	1	8	8	3	24
ENG 466	Selected Topics II	1	9	9	3	27
FRE 131	Functional Elementary French I	2	29	15	4	116
FRE 132	Functional Elementary French II	1	12	12	4	48
FRE 231	Functional Intermediate French I	1	16	16	4	64
GOG 121	Physical Geography	1	14	14	3	42
HIS 181	World Civilizations I	1	31	31	3	93
HIS 182	World Civilizations II	1	7	7	3	21
HIS 341	Caribbean History	1	7	7	3	21
HIS 342	History of the Virgin Islands	2	18	9	3	54
HIS 350	Latin America Since Independence	1	1	1	3	3
HON 101	Honors Introductory Seminar	1	10	10	3	30
HUM 115	Humanities Overture	3	78	26	3	234
HUM 497	Senior Humanities Seminar I	1	16	16	1	16
MSL 101	Foundations of Officership	1	3	3	1	3
MSL 201	Individual Leadership Studies	1	3	3	2	6
MSL 301	Leadership and Problem Solving	1	1	1	3	3
MUE 311	Conducting Techniques	1	3	3	3	9
MUE 321	Brass and Percussion Methods	1	3	3	2	6
MUE 411	Teaching Music in Secondary Schools	1	1	1	3	3
MUE 412	Student Teaching and Seminar in Music	1	1	1	6	6
MUS 101	Sight Singing/Ear Training I	1	4	4	1	4
MUS 103	Music Theory I	1	8	8	3	24
MUS 124	Introduction to Music	2	21	11	3	63
MUS 133	Jazz Ensemble	1	8	8	1	8
MUS 134	Steel Band Ensemble	1	14	14	1	14
MUS 140	Class Steel Pan	1	8	8	1	8
MUS 161	Applied Music-Voice	5	26	5	2	52
MUS 162	Applied Music - Voice	2	2	1	2	4

Continued →Π

**Table 1.5 St. Thomas Campus
Credit Hour Enrollment by Course, Class, Sections and Average Enrollment
Fall 2008**

Course	Class	Number of Sections	Total Enrollment	Average Enrollment	Credits per Course	Total Credit Hours
MUS 173	Secondary Piano I	1	3	3	1	3
MUS 174	Secondary Piano II	1	1	1	1	1
MUS 175	Secondary Voice I	1	1	1	1	1
MUS 178	Secondary Brass	1	3	3	1	3
MUS 201	Music Theory III	1	4	4	3	12
MUS 206	Music History and Literature I	1	6	6	3	18
MUS 242	Concert Choir	1	7	7	1	7
MUS 261	Applied Music	4	9	2	1	9
MUS 262	Applied Music	4	3	1	1	3
MUS 273	Secondary Piano III	1	4	4	1	4
MUS 302	Form and Analysis	1	1	1	4	4
MUS 361	Applied Music	3	4	1	2	8
MUS 362	Applied Music-Voice	1	1	1	2	2
MUS 364	Survey of Caribbean Music	1	7	7	3	21
MUS 462	Applied Music-Brass	1	1	1	2	2
NSC 100	National Student Exchange	1	2	2	4	8
PAR 111	Introduction to the Legal System	1	2	2	3	6
PHI 200	Critical Thinking	3	75	25	3	225
POL 120	Introduction to Political Science	1	10	10	3	30
POL 340	Caribbean Government and Politics	1	5	5	3	15
POL 341	African Politics	1	1	1	3	3
PSY 120	General Psychology	3	68	23	3	204
PSY 202	Life Span Development	2	43	22	3	129
PSY 203	Introduction to Personality	1	18	18	3	54

Continued →

**Table 1.5 St. Thomas Campus
Credit Hour Enrollment by Course, Class, Sections and Average Enrollment
Fall 2008**

Course	Class	Number of Sections	Total Enrollment	Average Enrollment	Credits per Course	Total Credit Hours
PSY 240	Biopsychology	1	20	20	4	80
PSY 304	Cognitive Psychology	1	21	21	3	63
PSY 323	Psychology of the Exceptional Child and Adolescent	1	11	11	3	33
PSY 325	Adolescent Development	1	22	22	3	66
PSY 332	Industrial-Organizational Psychology	1	6	6	3	18
PSY 350	Drugs, Behavior and Society	1	15	15	3	45
PSY 434	Abnormal Psychology	1	11	11	3	33
PSY 440	Applied Research Methods	1	15	11	3	45
RAC 021	Reading in Content Area	8	173	22	3	519
SOC 224	Introduction to Social Welfare	1	8	8	3	24
SOC 236	Marriage and the Family	1	24	24	3	72
SOC 381	Contemporary Caribbean Society	1	3	3	3	9
SPA 131	Functional Elementary Spanish I	5	100	20	4	400
SPA 132	Functional Elementary Spanish II	4	71	18	4	284
SPA 231	Functional Intermediate Spanish I	3	69	23	4	276
SPA 306	Advanced Conversation	1	5	5	3	15
SSC 100	The Caribbean: The Social Dimensions	12	237	20	3	711
SSC 327	Quantitative Research Methods in the Social Sciences	2	39	20	1	39
SSC 497	Social Science Senior Seminar I	1	23	23	1	23
SWK 224	Introduction To Social Welfare	1	5	5	1	5
SWK 334	Human Behavior and Social Environment Framework	1	4	4	3	12
THE 325	Theatre Production	1	11	11	3	33
WAC 011	Writing Across the Curriculum	7	124	18	3	372
ALL		194	2706	14	285	7505

Continued []→

**Table 1.6 St. Croix Campus
Credit Hour Enrollment by Course, Class, Sections and Average Enrollment
Fall 2008**

Course	Class	Number of Sections	Total Enrollment	Average Enrollment	Credits per Course	Total Credit Hours
CJU 110	Introduction to Criminal Justice	1	9	9	3	27
CJU 121	Administration of Justice	1	8	8	3	24
CJU 221	Contemporary Corrections	1	4	4	3	12
CJU 222	Law Enforcement - Community Relations	1	3	3	3	9
CJU 223	Juvenile Delinquency and Justice	1	4	4	3	12
COM 110	Introduction to Communication	1	7	7	3	21
COM 119	Interpersonal Communication and Leadership Skills	3	66	22	3	198
COM 120	Public Speaking	2	22	11	3	66
COM 200	Journalism Workshop	1	7	7	3	21
COM 308	News Writing I	1	3	3	3	9
COM 360	Communication Theory	1	4	4	3	12
COM 466	Selected Topics	2	1	1	3	3
COM 475	Directed Studies	1	2	2	3	6
ECO 221	Introduction to Macro-Economic	2	13	7	3	39
ECO 222	Introduction to Micro-Economic	2	9	5	3	27
ECO 225	Money and Banking	1	3	3	3	9
ENG 051	Functional Writing	1	11	11	3	33
ENG 100	Writing across the Curriculum	5	97	19	1	97
ENG 101	Reading in Content Areas	6	128	21	1	128
ENG 120	English Composition I	5	104	21	3	312
ENG 201	Research and Applied Writing	3	61	20	3	183
ENG 261	World Literature I	2	28	14	3	84
ENG 262	World Literature II	1	19	19	3	57
ENG 308	News Writing I	1	1	1	3	3
ENG 343	Language Theory	1	6	6	3	18
ENG 363	Black American Literature	1	7	7	3	21
ENG 381	Modern African Literature	1	2	2	3	6
ENG 415	Literary Criticism	1	3	3	3	9
ENG 433	Major Caribbean Author	1	5	5	3	15
FRE 131	Functional Elementary French I	1	9	9	4	36
FRE 132	Functional Elementary French II	1	8	8	4	32
HIS 181	World Civilizations I	1	19	19	3	57
HIS 320	History of the United States of America	1	3	3	3	9

**Table 1.6 St. Croix Campus
Credit Hour Enrollment by Course, Class, Sections and Average Enrollment
Fall 2008**

Course	Class	Number of Sections	Total Enrollment	Average Enrollment	Credits per Course	Total Credit Hours
HIS 341	Caribbean History	1	11	11	3	33
HIS 342	History of the Virgin Islands	2	20	10	3	60
HIS 350	Latin America Since Independence	1	4	4	3	12
HON 101	Honors Introductory Seminar	1	3	3	3	9
HUM 115	Humanities Overture	2	28	14	3	84
HUM 497	Senior Humanities Seminar I	1	8	8	1	8
MSL 101	Foundations of Officership	1	4	4	1	4
MSL 201	Individual Leadership Studies	1	5	5	2	10
NSC 100	National Student Exchange	1	1	1	4	4
PAR 111	Introduction to the Legal System	1	3	3	3	9
PAR 117	Legal Research and Writing	1	1	1	3	3
PHI 200	Critical Thinking	2	31	16	3	93
POL 120	Introduction to Political Science	1	7	7	3	21
POL 340	Caribbean Government and Politics	1	1	1	3	3
POL 341	African Politics	1	1	1	3	3
PSY 120	General Psychology	2	48	24	3	144
PSY 202	Life Span Development	1	7	7	3	21
PSY 203	Introduction to Personality	1	18	18	3	54
PSY 304	Cognitive Psychology	1	9	9	3	27
PSY 322	Adult Development	1	4	4	3	12
PSY 433	Introduction to Counseling and Psychotherapy	1	5	5	3	15
PSY 440	Applied Research Methods	1	8	11	3	24
PSY 466	Selected Topics	1	5	11	3	15
RCA 021	Reading in Content Area	6	125	21	3	375

**Table 1.6 St. Croix Campus
Credit Hour Enrollment by Course, Class, Sections and Average Enrollment
Fall 2008**

Course	Class	Number of Sections	Total Enrollment	Average Enrollment	Credits per Course	Total Credit Hours
SOC 121	Introduction to Sociology	1	18	18	3	54
SOC 224	Introduction to Social Welfare	1	2	2	3	6
SPA 131	Functional Elementary Spanish I	3	58	19	4	232
SPA 132	Functional Elementary Spanish II	3	32	11	4	128
SPA 231	Functional Intermediate Spanish I	2	24	12	4	96
SSC 100	The Caribbean: The Social Dimensions	7	141	20	3	423
SSC 327	Quantitative Research Methods in the Social Sciences	1	13	13	1	13
SSC 497	Social Science Senior Seminar I	1	12	12	1	12
WAC 011	Writing Across the Curriculum	5	97	19	3	291
ALL		112	1430	13	191	3893

**Table 1.7 Degrees Conferred by Major, Type and Campus
Fall 2008 - Spring 2009**

	Associates	Bachelors	All Degrees
UVI			
Communication	•	5	5
Criminal Justice	3	•	3
English	•	14	14
Humanities	•	0	0
Music Education	•	2	2
Police Science and Administration	4	•	4
Psychology	•	22	22
Social Sciences	•	9	9
Social Work	•	0	0
Speech, Communication and Theater	•	0	0
Total	7	52	59
St Thomas			
Communication		5	5
Criminal Justice	3	•	3
English	•	9	9
Humanities	•	0	0
Music Education	•	2	2
Police Science and Administration	4	•	4
Psychology	•	14	14
Social Sciences	•	7	7
Social Work	•	0	0
Speech, Communication and Theater	•	0	0
Total	7	37	44
St Croix			
Communication	•	0	0
Criminal Justice	0	•	0
English	•	5	5
Humanities	•	0	0
Music Education	•	0	0
Police Science and Administration	0	•	0
Psychology	•	8	8
Social Sciences	•	2	2
Social Work	•	0	0
Speech, Communication and Theater	•	0	0
Total	0	15	15

• Degree not offered

**Table 1.8 Degrees Conferred by Gender, Honor and Campus
Fall 2008 - Spring 2009**

	Female	Male	Total
UVI			
Cum Laude	7	1	8
Magna Cum Laude	12	0	12
Summa Cum Laude	2	0	2
Total	21	1	22
St. Thomas			
Cum Laude	6	1	7
Magna Cum Laude	8	0	8
Summa Cum Laude	2	0	2
Total	16	1	17
St. Croix			
Cum Laude	1	0	1
Magna Cum Laude	4	0	4
Summa Cum Laude	0	0	0
Total	5	0	5

Section Two

Graduate

Enrollment

**Table 1.9 Enrollment by Status, Major, Gender and Campus
Fall 2008**

Major	All			Full-time			Part-time		
	Total	Female	Male	Total	Female	Male	Total	Female	Male
UVI									
Master of Public Administration	19	14	5	7	5	2	12	9	3
Non-Degree Seeking	0	0	0	0	0	0	0	0	0
Total	19	14	5	7	5	2	12	9	3
St. Thomas									
Master of Public Administration	12	9	3	6	4	2	6	5	1
Non-Degree Seeking	0	0	0	0	0	0	0	0	0
Total	12	9	3	6	4	2	6	5	1
St. Croix									
Master of Public Administration	7	5	2	1	1	0	6	4	2
Non-Degree Seeking	0	0	0	0	0	0	0	0	0
Total	7	5	2	1	1	0	6	4	2

**Table 1.10 Enrollment by Campus, Age and Gender
Fall 2008**

Age Group	UVI			St. Thomas			St. Croix		
	Total	Female	Male	Total	Female	Male	Total	Female	Male
Under 22	0	0	0	0	0	0	0	0	0
22-24	0	0	0	0	0	0	0	0	0
25-29	1	0	1	1	0	1	0	0	0
30-34	5	4	1	3	2	1	2	2	0
35-39	5	5	0	4	4	0	1	1	0
40-49	5	4	1	3	3	0	2	1	1
Over 50	3	1	2	1	0	1	2	1	1
Total	19	14	5	12	9	3	7	5	2

**Table 1.11 Credit Hour Enrollment by Campus, Course, Class, Sections and Average Enrollment
Fall 2008**

Course	Class	St. Thomas				
		Number of Sections	Total Enrollment	Average Enrollment	Credits per Course	Total Credit Hours
PUA 521	Public Program Seminar	1	5	5	3	15
PUA 523	Recent Development in Public Administration	1	6	6	3	18
PUA 527	Administrative law	1	13	13	3	39
PUA 531	Group Processes and Leadership	1	4	4	3	12
PUA 532	Government, Business and Society	1	6	6	3	18
PUA 536	Selected Topics in Public Administration	1	1	1	3	3
		St. Croix				
PUA 521	Public Program Seminar	1	3	3	3	9
PUA 523	Recent Development in Public Administration	1	1	1	3	3
PUA 527	Administrative law	1	5	5	3	15
PUA 531	Group Processes and Leadership	1	2	2	3	6
PUA 532	Government, Business and Society	1	3	3	3	9
PUA 536	Selected Topics in Public Administration	1	2	2	3	6
PUA 521	Public Program Seminar	1	3	3	3	9

**Table 1.12 Degrees Conferred by Gender and Campus
Fall 2008 - Spring 2009**

Gender	UVI	St. Thomas	St. Croix
Female	4	3	1
Male	2	1	1
Total	6	4	2