

# Education Division Portfolio AY 2008 - 2009

**Division of Education  
Fall 2008 – Spring 2009**

**Table of Contents**

**Section One – Undergraduate Enrollment**

<b>Student Enrollment</b>	<b>Page</b>
Table 1.1 Enrollment by status, major, gender and campus: fall 2008	1
Table 1.2 Enrollment by campus, status and age: fall 2008	3
Table 1.3 Enrollment by status, major, gender and campus: spring 2009	4
Table 1.4 Enrollment by campus, status and age: spring 2009	5
<b>Credit Hour Enrollment</b>	
Table 1.5 Credit hour enrollment by course, class, sections and average enrollment, St Thomas Campus: fall 2008	6
Table 1.6 Credit hour enrollment by course, class, sections and average enrollment St Croix Campus: fall 2008	7
<b>Degrees Awarded – Fall 2008 and Spring 2009</b>	
Table 1.7 Degrees conferred by major, type and campus	8
Table 1.8 Degrees conferred by gender, honor, and campus	9

## Section Two – Graduate Enrollment

### Student Enrollment

**Page**

Table 1.9 Enrollment by status, major, gender and campus: fall 2008

10

Table 1.10 Enrollment by gender, age and campus: fall 2008

10

### Credit Hour Enrollment

Table 1.11 Credit hour enrollment by campus fall 2008

11

### Degrees Awarded Fall 2008 and Spring 2009

Table 1.12 Degrees conferred by gender and campus

12

# *Section One*

# *Undergraduate*

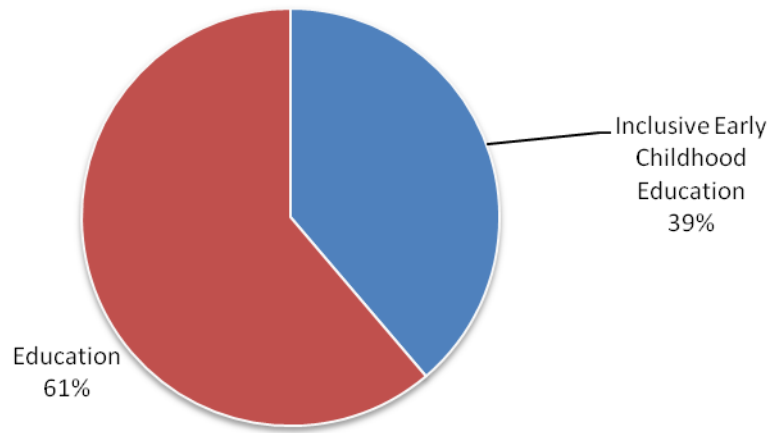
# *Enrollment*

**Table 1.1 Enrollment\* by Status, Major, Gender and Campus  
Fall 2008**

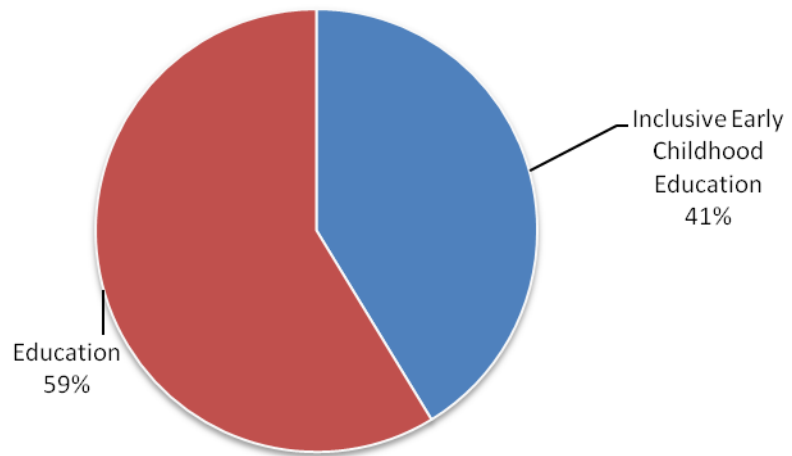
Major	All			Full-time			Part-time		
	Total	Female	Male	Total	Female	Male	Total	Female	Male
<b>UVI</b>									
Inclusive Early Childhood Education	83	83	0	29	29	0	54	54	0
Education	131	125	6	70	65	5	61	60	1
<b>All Majors</b>	<b>214</b>	<b>208</b>	<b>6</b>	<b>99</b>	<b>94</b>	<b>5</b>	<b>115</b>	<b>114</b>	<b>1</b>
<b>St. Thomas</b>									
Inclusive Early Childhood Education	38	38	0	16	16	0	22	22	0
Education	67	65	2	42	40	2	25	25	0
<b>All Majors</b>	<b>105</b>	<b>103</b>	<b>2</b>	<b>58</b>	<b>56</b>	<b>2</b>	<b>47</b>	<b>47</b>	<b>0</b>
<b>St. Croix</b>									
Inclusive Early Childhood Education	45	45	0	13	13	0	32	32	0
Education	64	60	4	28	25	3	36	35	1
<b>All Majors</b>	<b>109</b>	<b>105</b>	<b>4</b>	<b>41</b>	<b>38</b>	<b>3</b>	<b>68</b>	<b>67</b>	<b>1</b>

\* Includes all students declaring an Education major; based on self-reported information. Currently, there is no way to access information to identify if students have met the requirements for admission into the Education Division. Admission into the Education programs begins with Education 250/216 and by application. Students generally apply at the beginning of their sophomore year. Admission can normally be secured by the second semester of the sophomore year. In order to qualify for admission, students must complete general education requirements in Communication, English, Science and Mathematics as identified in the latest catalogue and have earned a minimum grade of "C" in these courses, have a cumulative grade point average of at least at 2.33, attain a passing score for the Praxis I Exam, pass the English Proficiency Exam, the Computer Literacy Exam and a pre-admission interview. The previous information is based on the 2008-2009 Catalog.

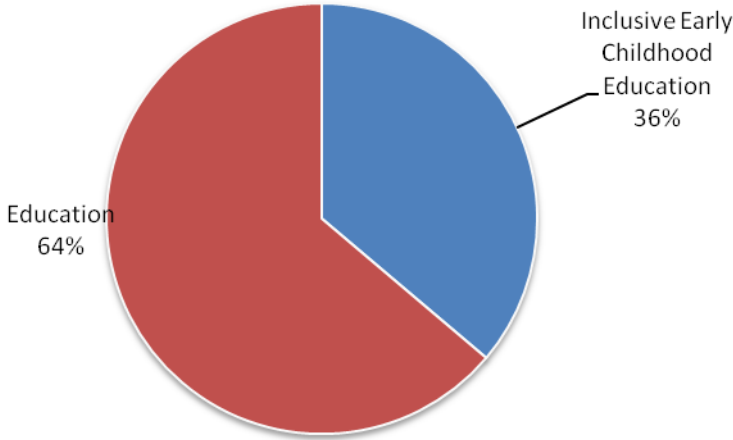
**Enrollment By Major  
Fall 2008**



**Enrollment By Major  
St Croix Campus  
Fall 2008**



**Enrollment by Major  
St Thomas Campus  
Fall 2008**



**Table 1.2 Enrollment by Campus, Status and Age  
Fall 2008**

Age	UVI		St. Thomas		St. Croix	
	Count	Percent	Count	Percent	Count	Percent
<b>All</b>						
Under 18	3	1	0	0	3	3
18-19	43	20	18	17	25	23
20-21	32	15	24	23	8	7
22-24	23	11	12	11	11	10
25-29	21	10	8	8	13	12
30-34	18	8	10	10	8	7
35-39	22	10	9	9	13	12
40-49	32	15	17	16	15	14
Over 50	20	9	7	7	13	12
Unknown	0	0	0	0	0	0
<b>Total</b>	<b>214</b>	<b>100</b>	<b>105</b>	<b>100</b>	<b>109</b>	<b>100</b>
<b>Full-time</b>						
Under 18	3	3	0	0	3	7
18-19	39	39	18	31	21	51
20-21	23	23	18	31	5	12
22-24	15	15	9	16	6	15
25-29	7	7	5	9	2	5
30-34	4	4	3	5	1	2
35-39	5	5	2	3	3	7
40-49	2	2	2	3	0	0
over 50	1	1	1	2	0	0
Unknown	0	0	0	0	0	0
<b>Total</b>	<b>99</b>	<b>100</b>	<b>58</b>	<b>100</b>	<b>41</b>	<b>100</b>
<b>Part-time</b>						
Under 18	0	0	0	0	0	0
18-19	4	3	0	0	4	6
20-21	9	8	6	13	3	4
22-24	8	7	3	6	5	7
25-29	14	12	3	6	11	16
30-34	14	12	7	15	7	10
35-39	17	15	7	15	10	15
40-49	30	26	15	32	15	22
over 50	19	17	6	13	13	19
Unknown	0	0	0	0	0	0
<b>Total</b>	<b>115</b>	<b>100</b>	<b>47</b>	<b>100</b>	<b>68</b>	<b>100</b>



**Table 1.3 Enrollment by Status, Major, Gender and Campus  
Spring 2009**

Major	All			Full-time			Part-time		
	Total	Female	Male	Total	Female	Male	Total	Female	Male
<b>UVI</b>									
inclusive early childhood	92	92	0	27	27	0	65	65	0
Elementary Education	131	124	7	64	59	5	67	65	2
Undecided	2	2	0	0	0	0	2	2	0
<b>All Majors</b>	<b>225</b>	<b>218</b>	<b>7</b>	<b>91</b>	<b>86</b>	<b>5</b>	<b>132</b>	<b>130</b>	<b>2</b>
<b>St. Thomas</b>									
inclusive early childhood	45	45	0	11	11	0	34	34	0
Elementary Education	69	67	2	38	36	2	31	31	0
Undecided	0	0	0	0	0	0	0	0	0
<b>All Majors</b>	<b>114</b>	<b>112</b>	<b>2</b>	<b>49</b>	<b>47</b>	<b>2</b>	<b>65</b>	<b>65</b>	<b>0</b>
<b>St. Croix</b>									
inclusive early childhood	47	47	0	16	16	0	31	31	0
Elementary Education	62	57	5	26	23	3	36	34	2
Undecided	2	2	0	0	0	0	2	2	0
<b>All Majors</b>	<b>111</b>	<b>106</b>	<b>5</b>	<b>42</b>	<b>39</b>	<b>3</b>	<b>69</b>	<b>67</b>	<b>2</b>

**Table 1.4 Enrollment by Campus, Status and Age  
Spring 2009**

Age	UVI		St. Thomas		St. Croix	
	Count	Percent	Count	Percent	Count	Percent
<b>All</b>						
Under 18	0	0	0	0	0	0
18-19	24	11	8	7	16	14
20-21	34	15	18	16	16	14
22-24	31	14	23	20	8	7
25-29	26	12	14	12	12	11
30-34	22	10	13	11	9	8
35-39	23	10	10	9	13	12
40-49	37	16	16	14	21	19
Over 50	24	11	12	11	12	11
Unknown	4	2	0	0	4	4
<b>Total</b>	<b>225</b>	<b>100</b>	<b>114</b>	<b>100</b>	<b>111</b>	<b>100</b>
<b>Full-time</b>						
Under 18	0	0	0	0	0	0
18-19	21	23	7	14	14	33
20-21	28	31	13	27	15	36
22-24	16	18	13	27	3	7
25-29	12	13	7	14	5	12
30-34	4	4	2	4	2	5
35-39	2	2	1	2	1	2
40-49	6	7	5	10	1	2
over 50	2	2	1	2	1	2
Unknown	0	0	0	0	0	0
<b>Total</b>	<b>91</b>	<b>100</b>	<b>49</b>	<b>100</b>	<b>42</b>	<b>100</b>
<b>Part-time</b>						
Under 18	0	0	0	0	0	0
18-19	3	2	1	2	2	3
20-21	6	4	5	8	1	1
22-24	15	11	10	15	5	7
25-29	14	10	7	11	7	10
30-34	18	13	11	17	7	10
35-39	21	16	9	14	12	17
40-49	31	23	11	17	20	29
over 50	22	16	11	17	11	16
Unknown	4	3	0	0	4	6
<b>Total</b>	<b>134</b>	<b>100</b>	<b>65</b>	<b>100</b>	<b>69</b>	<b>100</b>

**Table 1.5 St. Thomas Campus  
Course, Class, Sections and Average Enrollment  
Fall 2008**

<b>Course</b>	<b>Class</b>	<b>Number of Sections</b>	<b>Total Enrollment</b>	<b>Average Enrollment</b>	<b>Credits per Course</b>	<b>Total Credit Hours</b>
EDU 108	Early Childhood Development I	1	9	9	3	27
EDU 109	Inclusive Early Childhood Environments	1	9	9	3	27
EDU 218	Supervised Field Experience in Designing and Implementing Inclusionary Early Childhood programs	1	2	2	3	6
EDU 220	Seminar in Field Experience in Designing and Implementing Inclusionary Early Childhood programs	1	2	2	4	8
EDU 221	Foundations of Education	1	16	16	3	48
EDU 230	Educational Psychology	1	11	11	3	33
EDU 250	Curriculum Development and Instruction	1	8	8	3	24
EDU 257	Mathematics and The Elementary Teacher	1	8	8	5	40
EDU 302	Introduction to Special Education	1	6	6	3	18
EDU 350	Instructional Design and Technology	1	12	12	2	24
EDU 354	Teaching the Language Arts II	1	7	7	4	28
EDU 452	Student Teaching in the Elementary School	1	1	1	9	9
PED 100	Swimming/Snorkeling	1	15	15	0.5	7.5
PED 110	Aerobics	2	52	26	0.5	26
PED 112	Strength Training	1	18	18	0.5	9
PED 113	Cardio Resuscitation	2	19	10	0.5	9.5
PED 130	Archery	1	14	14	0.5	7
PED 132	Fencing	1	13	13	0.5	6.5
PED 134	Table Tennis	2	17	9	0.5	8.5
PED 135	Tennis	3	24	8	0.5	12
PED 142	Volleyball	2	30	15	0.5	15
PLS 200	Self-Management: Wellness	4	98	25	2	196
<b>ALL</b>		<b>31</b>	<b>391</b>	<b>13</b>	<b>51.5</b>	<b>589</b>

**Table 1.6 St. Croix Campus  
Course, Class, Sections and Average Enrollment Fall 2008**

<b>Course</b>	<b>Class</b>	<b>Number of Sections</b>	<b>Total Enrollment</b>	<b>Average Enrollment</b>	<b>Credits per Course</b>	<b>Total Credit Hours</b>
EDU 108	Early Childhood Development I	1	27	27	3	81
EDU 109	Inclusive Early Childhood Environments	1	28	28	3	84
EDU 214	Family and Community Relations	1	5	5	3	15
EDU 218	Supervised Field Experience in Designing and Implementing Inclusionary Early Childhood programs	1	6	6	3	18
EDU 219	Promoting Language and Literacy in Early Childhood	1	10	10	3	30
EDU 220	Seminar in Field Experience in Designing and Implementing Inclusionary Early Childhood programs	1	6	6	4	24
EDU 221	Foundations of Education	1	10	10	3	30
EDU 230	Educational Psychology	1	11	11	3	33
EDU 250	Curriculum Development and Instruction	1	5	5	3	15
EDU 257	Mathematics and The Elementary Teacher	1	6	6	5	30
EDU 302	Introduction to Special Education	1	9	9	3	27
EDU 306	Creative Arts and Expression in Inclusive Early Childhood Education	1	4	4	3	12
EDU 350	Instructional Design and Technology	1	6	6	2	12
EDU 354	Teaching the Language Arts II	1	5	5	4	20
EDU 470	Internship for Practicing Teachers	1	9	9	3	27
PED 111	Cardio and Muscular Conditioning	1	9	9	0.5	4.5
PED 113	Cardio Resuscitation	1	8	8	0.5	4
PED 121	Middle East Dance	1	12	12	0.5	6
PED 130	Archery	1	12	12	0.5	6
PED 131	Bowling	1	12	12	0.5	6
PED 133	Golf	1	15	15	0.5	7.5
PED 135	Tennis	1	8	8	0.5	4
PED 150	Tae-Kwon-Do	1	15	15	0.5	7.5
PLS 200	Self-Management: Wellness	2	35	18	2	70
<b>ALL</b>		<b>25</b>	<b>273</b>	<b>11</b>	<b>54</b>	<b>573.5</b>

**Table 1.7 Degrees Conferred by Major, Type and Campus  
Spring 2009**

	<b>Associates</b>	<b>Bachelors</b>	<b>All Degrees</b>
<b>UVI</b>			
Inclusive Early Childhood Education	12	1	<b>13</b>
Elementary Education	•	12	<b>12</b>
<b>Total</b>	<b>12</b>	<b>13</b>	<b>25</b>
<b>St Thomas</b>			
Inclusive Early Childhood Education	7	0	<b>7</b>
Elementary Education	•	9	<b>9</b>
<b>Total</b>	<b>7</b>	<b>9</b>	<b>16</b>
<b>St Croix</b>			
Inclusive Early Childhood Education	5	1	<b>6</b>
Elementary Education	•	3	<b>3</b>
<b>Total</b>	<b>5</b>	<b>4</b>	<b>9</b>

• Degree not offered

**Table 1.8 Degrees Conferred by Gender, Honor and Campus  
Spring 2009**

	<b>Female</b>	<b>Male</b>	<b>Total</b>
<b>UVI</b>			
Cum Laude	7	0	7
Magna Cum Laude	4	3	7
Summa Cum Laude	0	0	0
<b>Total</b>	<b>11</b>	<b>3</b>	<b>14</b>
<b>St. Thomas</b>			
Cum Laude	6	0	6
Magna Cum Laude	1	0	1
Summa Cum Laude	0	0	0
<b>Total</b>	<b>7</b>	<b>0</b>	<b>7</b>
<b>St. Croix</b>			
Cum Laude	1	0	1
Magna Cum Laude	3	3	6
Summa Cum Laude	0	0	0
<b>Total</b>	<b>4</b>	<b>3</b>	<b>7</b>

# *Section Two*

## *Graduate*

### *Enrollment*

**Table 1.9 Enrollment by Status, Major, Gender and Campus  
Fall 2008**

Major	All			Full-time			Part-time		
	Total	Female	Male	Total	Female	Male	Total	Female	Male
<b>UVI</b>									
Master of Arts In Education	99	93	6	16	16	0	83	77	6
Non-Degree Seeking	0	0	0	0	0	0	0	0	0
<b>Total</b>	<b>99</b>	<b>93</b>	<b>6</b>	<b>16</b>	<b>16</b>	<b>0</b>	<b>83</b>	<b>77</b>	<b>6</b>
<b>St. Thomas</b>									
Master of Arts In Education	41	39	2	8	8	0	33	31	2
Non-Degree Seeking	0	0	0	0	0	0	0	0	0
<b>Total</b>	<b>41</b>	<b>39</b>	<b>2</b>	<b>8</b>	<b>8</b>	<b>0</b>	<b>33</b>	<b>31</b>	<b>2</b>
<b>St. Croix</b>									
Master of Arts In Education	58	54	4	8	8	0	50	46	4
Non-Degree Seeking	0	0	0	0	0	0	0	0	0
<b>Total</b>	<b>58</b>	<b>54</b>	<b>4</b>	<b>8</b>	<b>8</b>	<b>0</b>	<b>50</b>	<b>46</b>	<b>4</b>

**Table 1.10 Enrollment by Campus, Age and Gender  
Fall 2008**

Age Group	UVI			St. Thomas			St. Croix		
	Total	Female	Male	Total	Female	Male	Total	Female	Male
Under 22	0	0	0	0	0	0	0	0	0
22-24	10	9	1	4	4	0	6	5	1
25-29	20	20	0	11	11	0	9	9	0
30-34	13	12	1	5	5	0	8	7	1
35-39	19	17	2	4	4	0	15	13	2
40-49	20	19	1	10	9	1	10	10	0
Over 50	17	16	1	7	6	1	10	10	0
<b>Total</b>	<b>99</b>	<b>93</b>	<b>6</b>	<b>41</b>	<b>39</b>	<b>2</b>	<b>58</b>	<b>54</b>	<b>4</b>

**Table 1.11 Graduate Courses  
Course, Class, Sections and Average Enrollment  
Fall 2008**

Course	Class	St. Thomas				
		Number of Sections	Total Enrollment	Average Enrollment	Credits per Course	Total Credit Hours
EDU 500	Basic Research Techniques	1	12	12	3	36
EDU 505	American Education with Reference to the VI	1	11	11	3	33
EDU 506	Foundations of Guidance	1	9	9	3	27
EDU 520	Characteristic of Exceptional Children	1	5	5	3	15
EDU 530	Independent Study	1	5	5	3	15
EDU 543	Group and Family Counseling and Consultation	1	8	8	3	24
EDU 544	Career Development Counseling	1	10	10	3	30
EDU 546	Practicum in Counseling	1	5	5	3	15
EDU 547	Fundamentals of School Administration	1	8	8	3	24
EDU 549	Supervision of Instruction and Staff Development	1	10	10	3	30
EDU 561	Introduction to Computers in Education	1	5	5	3	15
EDU 600	Thesis	1	6	6	1	6
<b>St. Croix</b>						
EDU 500	Basic Research Techniques	1	14	14	3	42
EDU 504	Educational Psychology	1	1	1	3	3
EDU 505	American Education with Reference to the VI	1	7	7	3	21
EDU 506	Foundations of Guidance	1	16	16	3	48
EDU 520	Characteristic of Exceptional Children	1	11	11	3	33
EDU 530	Independent Study	1	2	2	3	6
EDU 543	Group and Family Counseling and Consultation	1	3	3	3	9
EDU 544	Career Development Counseling	1	2	2	3	6
EDU 546	Practicum in Counseling	1	3	3	3	9
EDU 548	Organization and Government of American Education	1	5	5	3	15
EDU 549	Supervision of Instruction and Staff Development	1	7	7	3	21
EDU 554	Literature for children and Adolescent	1	1	1	3	3
EDU 555	Research and Trends in Reading and Writing	1	9	9	3	27
EDU 561	Introduction to Computers in Education	1	9	9	3	27
EDU 600	Thesis	1	13	13	1	13



**Table 1.12 Degrees Conferred by Gender and Campus  
Spring 2009**

<b>Gender</b>	<b>UVI</b>	<b>St. Thomas</b>	<b>St. Croix</b>
Female	32	22	10
Male	6	2	4
<b>Total</b>	<b>38</b>	<b>24</b>	<b>14</b>