

**Business
Administration
Division Portfolio
AY 2008 - 2009**

**Division of Business Administration
Fall 2008 – Spring 2009**

Table of Contents

Section One – Undergraduate Enrollment

Student Enrollment	Page
Table 1.1 Enrollment by status, major, gender and campus: fall 2008	2
Table 1.2 UVI enrollment by campus, status and age: fall 2008	5
Table 1.3 Enrollment by status, major, gender and campus: spring 2009	6
Table 1.4 UVI enrollment by campus, status and age: spring 2009	7
Credit Hour Enrollment	
Table 1.5 Credit hour enrollment St Thomas Campus: fall 2008	8
Table 1.6 Credit hour enrollment St Croix Campus: fall 2008	9
Degrees Awarded – Fall 2008 and Spring 2009	
Table 1.7 Degrees conferred by major and campus	11
Table 1.8 Degrees conferred by honor, gender and campus	12

Section Two – Graduate Enrollment

Student Enrollment

Page

Table 1.9 Enrollment by status, major, gender and campus: fall 2008

14

Table 1.10 Enrollment by gender, age and campus: fall 2008

14

Credit Hour Enrollment

Table 1.11 Credit hour enrollment by campus fall 2008

15

Degrees Awarded Fall 2008 and Spring 2009

Table 1.12 Degrees conferred by gender and campus

15

Section One

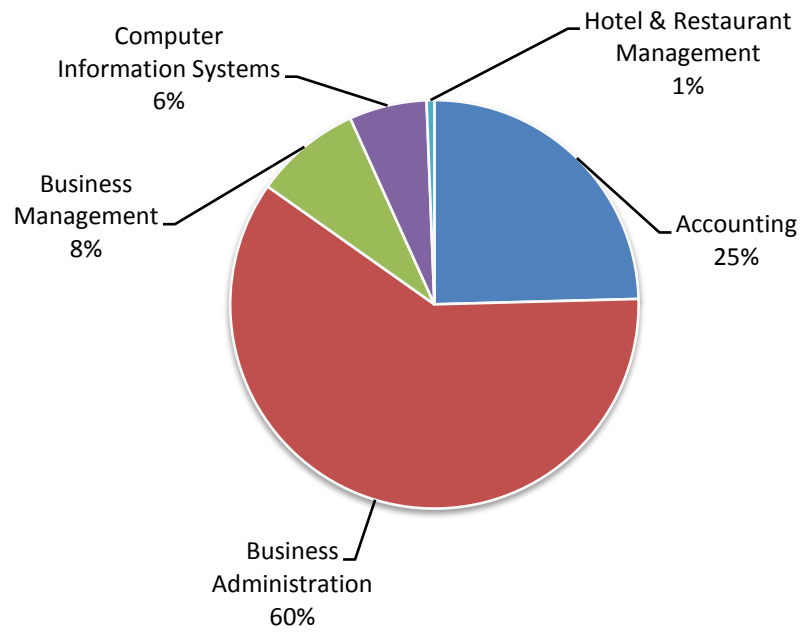
Undergraduate

Enrollment

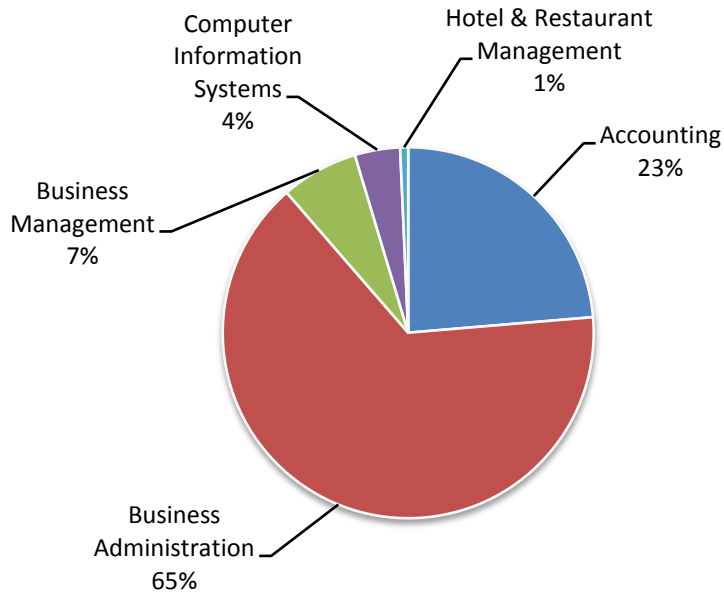
**Table 1.1 Enrollment by Status, Major, Gender and Campus
Fall 2008**

Major	All			Full-time			Part-time		
	Total	Female	Male	Total	Female	Male	Total	Female	Male
UVI									
Accounting	160	130	30	115	90	25	45	40	5
Business Administration	392	269	123	257	166	91	135	103	32
Business Management	55	36	19	27	16	11	28	20	8
Computer Information Systems	40	20	20	17	4	13	23	16	7
Hotel & Restaurant Management	4	2	2	1	0	1	3	2	1
Undecided	0	0	0	0	0	0	0	0	0
All Majors	651	457	194	417	276	141	234	181	53
St. Thomas									
Accounting	102	83	19	84	67	17	18	16	2
Business Administration	280	189	91	188	120	68	92	69	23
Business Management	29	18	11	14	6	8	15	12	3
Computer Information Systems	17	10	7	7	1	6	10	9	1
Hotel & Restaurant Management	3	1	2	1	0	1	2	1	1
Undecided	0	0	0	0	0	0	0	0	0
All Majors	431	301	130	294	194	100	137	107	30
St. Croix									
Accounting	58	47	11	31	23	8	27	24	3
Business Administration	112	80	32	69	46	23	43	34	9
Business Management	26	18	8	13	10	3	13	8	5
Computer Information Systems	23	10	13	10	3	7	13	7	6
Undecided	1	1	0	0	0	0	1	1	0
Hotel & Restaurant Management	0	0	0	0	0	0	0	0	0
All Majors	220	156	64	123	82	41	97	74	23

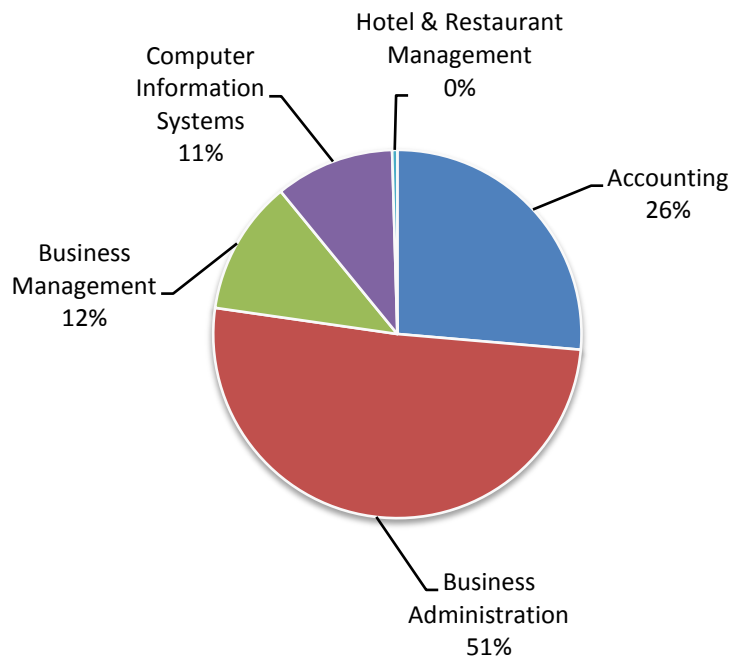
Enrollment By Major Fall 2008



**Enrollment by Major
St Thomas Campus
Fall 2008**



**Enrollment By Major
St Croix Campus
Fall 2008**



**Table 1.2 Enrollment by Campus, Age and Status
Fall 2008**

Age	UVI		St. Thomas		St. Croix	
	Count	Percent	Count	Percent	Count	Percent
All						
Under 18	28	4	20	5	8	4
18-19	130	20	82	19	48	22
20-21	143	22	87	20	56	25
22-24	130	20	94	22	36	16
25-29	84	13	56	13	28	13
30-34	42	6	29	7	13	6
35-39	37	6	25	6	12	5
40-49	37	6	27	6	10	5
Over 50	19	3	10	2	9	4
Unknown	1	0	1	0	0	0
Total	651	100	431	100	220	100
Full-time						
Under 18	27	6	20	7	7	6
18-19	119	29	77	26	42	34
20-21	114	27	74	25	40	33
22-24	84	20	64	22	20	16
25-29	37	9	30	10	7	6
30-34	13	3	10	3	3	2
35-39	12	3	10	3	2	2
40-49	9	2	8	3	1	1
over 50	2	0	1	0	1	1
Unknown	0	0	0	0	0	0
Total	417	100	294	100	123	100
Part-time						
Under 18	1	0	0	0	1	1
18-19	11	5	5	4	6	6
20-21	29	12	13	9	16	16
22-24	46	20	30	22	16	16
25-29	47	20	26	19	21	22
30-34	29	12	19	14	10	10
35-39	25	11	15	11	10	10
40-49	28	12	19	14	9	9
over 50	17	7	9	7	8	8
Unknown	1	0	1	1	0	0
Total	234	100	137	100	97	100

**Table 1.3 Enrollment by Status, Major, Gender and Campus
Spring 2009**

Major	All			Full-time			Part-time		
	Total	Female	Male	Total	Female	Male	Total	Female	Male
UVI									
Accounting	164	133	31	112	91	21	52	42	10
Business Administration	398	271	127	248	157	91	150	114	36
Business Management	41	31	10	15	11	4	26	20	6
Computer Information Systems	32	14	18	11	1	10	21	13	8
Hotel/Restaurant Management	3	3	0	0	0	0	3	3	0
Unclassified	4	3	1	0	0	0	4	3	1
All Majors	642	455	187	386	260	126	256	195	61
St. Thomas									
Accounting	106	83	23	82	65	17	24	18	6
Business Administration	283	183	100	183	109	74	100	74	26
Business Management	23	18	5	6	4	2	17	14	3
Computer Information Systems	12	6	6	5	0	5	7	6	1
Hotel/Restaurant Management	3	3	0	0	0	0	3	3	0
Unclassified	4	3	1	0	0	0	4	3	1
All Majors	431	296	135	276	178	98	155	118	37
St. Croix									
Accounting	58	50	8	30	26	4	28	24	4
Business Administration	115	88	27	65	48	17	50	40	10
Business Management	18	13	5	9	7	2	9	6	3
Computer Information Systems	20	8	12	6	1	5	14	7	7
Hotel/Restaurant Management	0	0	0	0	0	0	0	0	0
Unclassified	0	0	0	0	0	0	0	0	0
All Majors	211	159	52	110	82	28	101	77	24

**Table 1.4 Enrollment by Campus, Age and Status
Spring 2009**

Age	UVI		St. Thomas		St. Croix	
	Count	Percent	Count	Percent	Count	Percent
All						
Under 18	0	0	0	0	0	0
18-19	91	14	64	15	27	13
20-21	150	23	95	22	55	26
22-24	155	24	108	25	47	22
25-29	92	14	59	14	33	16
30-34	46	7	35	8	11	5
35-39	34	5	22	5	12	6
40-49	44	7	33	8	11	5
Over 50	30	5	15	3	15	7
Unknown	0	0	0	0	0	0
Total	642	100	431	100	211	100
Full-time						
Under 18	0	0	0	0	0	0
18-19	82	21	60	22	22	20
20-21	120	31	76	28	44	40
22-24	98	25	75	27	23	21
25-29	43	11	31	11	12	11
30-34	13	3	10	4	3	3
35-39	19	5	15	5	4	4
40-49	8	2	7	3	1	1
over 50	3	1	2	1	1	1
Unknown	0	0	0	0	0	0
Total	386	100	276	100	110	100
Part-time						
Under 18	0	0	0	0	0	0
18-19	9	4	4	3	5	5
20-21	30	12	19	12	11	11
22-24	57	22	33	21	24	24
25-29	49	19	28	18	21	21
30-34	33	13	25	16	8	8
35-39	15	6	7	5	8	8
40-49	36	14	26	17	10	10
over 50	27	11	13	8	14	14
Unknown	0	0	0	0	0	0
Total	256	100	155	100	101	100

**Table 1.5 St. Thomas Campus
by Undergraduate Course, Section, Enrollment and Credit Hours
Fall 2008**

Course	Class Description	Number of Sections	Total Enrollment	Average Enrollment	Credits per Course	Total Credit Hours
ACC 201	Financial Accounting I	2	50	25	3	150
ACC 301	Intermediate Accounting II	1	25	25	3	75
ACC 310	Not-For-Profit Accounting	1	33	33	3	99
ACC 440	Cost Accounting	1	30	30	3	90
ACC 442	Auditing	1	22	22	3	66
BUS 112	Introduction to Business	2	57	29	3	171
BUS 213	Small Business Management	1	24	24	3	72
BUS 231	Principles of Marketing	2	52	26	3	156
BUS 234	Advertising & Promotional Strategy	1	29	29	3	87
BUS 241	Principles of Management	2	34	17	3	102
BUS 242	Personnel Management	2	41	21	3	123
BUS 251	Business Law	2	45	23	3	135
BUS 321	Fundamentals of Finance	2	53	27	3	159
BUS 323	Investment Analysis to Business	1	6	6	3	18
BUS 325	Statistics for Management Decisions	1	26	26	3	78
BUS 330	Production/Operations Management	1	13	13	3	39
BUS 336	Labor Management Relations	1	22	22	3	66
BUS 425	Financial Policy and Strategy	1	1	1	3	3
BUS 426	Marketing Research	1	14	14	3	42
BUS 434	Public Policy Toward Business	1	17	17	3	51
BUS 436	Business Strategy	1	19	19	3	57
BUS 474	Professional Development Seminar	1	34	34	1	34
BUS 475	Undergraduate Internship in Business	1	19	19	2	38

Continued →

**Table 1.5 St. Thomas Campus
by Undergraduate Course, Section, Enrollment and Credit Hours
Fall 2007**

Course	Class Description	Number of Sections	Total Enrollment	Average Enrollment	Credits per Course	Total Credit Hours
CIS 021	Basic Computers Concepts and Skills I	1	11	11	3	33
CIS 051	Basic Computers Concepts and Skills II	1	8	8	4	32
CIS 121	Data Management Concepts	1	6	6	3	18
CIS 210	Microcomputer Business Software	1	18	18	3	54
CIS 270	Computer Systems Development	1	6	6	3	18
CIS 310	Advance Databases and Spreadsheets	1	28	28	3	84
ALL		36	743	21	85	2150

**Table 1.6 St. Croix Campus
by Undergraduate Course, Section, Enrollment and Credit Hours
Fall 2008**

Course	Class Description	Number of Sections	Total Enrollment	Average Enrollment	Credits per Course	Total Credit Hours
ACC 201	Financial Accounting I	1	9	25	3	27
ACC 301	Intermediate Accounting II	1	12	12	3	36
ACC 310	Not-For-Profit Accounting	1	16	16	3	48
ACC 440	Cost Accounting	1	20	20	3	60
ACC 442	Auditing	1	10	10	3	30
BUS 112	Introduction to Business	2	43	22	3	129
BUS 213	Small Business Management	1	10	10	3	30
BUS 231	Principles of Marketing	2	28	14	3	84
BUS 234	Advertising & Promotional Strategy	1	8	8	3	24
BUS 241	Principles of Management	2	15	8	3	45
BUS 242	Personnel Management	2	22	11	3	66
BUS 251	Business Law	2	18	9	3	54
BUS 321	Fundamentals of Finance	2	10	5	3	30
BUS 325	Statistics for Management Decisions	1	12	12	3	36
BUS 330	Production/Operations Management	1	14	14	3	42
BUS 336	Labor Management Relations	1	8	8	3	24
BUS 426	Marketing Research	1	5	5	3	15
BUS 434	Public Policy Toward Business	1	10	10	3	30

Continued →

**Table 1.6 St. Croix Campus
by Undergraduate Course, Section, Enrollment and Credit Hours
Fall 2008**

Course	Class Description	Number of Sections	Total Enrollment	Average Enrollment	Credits per Course	Total Credit Hours
BUS 436	Business Strategy	1	15	15	3	45
BUS 474	Professional Development Seminar	1	16	16	1	16
BUS 475	Undergraduate Internship in Business	1	8	8	2	16
CIS 021	Basic Computers Concepts and Skills I	1	17	17	3	51
CIS 051	Basic Computers Concepts and Skills II	1	4	4	3	12
CIS 101		2	35	18	3	105
CIS 121	Data Management Concepts	1	3	3	3	9
CIS 210	Microcomputer Business Software	1	16	16	3	48
CIS 270	Computer Systems Development	1	8	8	3	24
CIS 310	Advance Databases and Spreadsheets	1	8	8	3	24
ALL		35	400	11	81	1160

**Table 1.7 Degrees Conferred by Major and Campus
Fall 2008 - Spring 2009**

	Associates	Bachelors	All Degrees
UVI			
Accounting	5	20	25
Business Administration	•	73	73
Business Management	13	•	13
Computer Information Systems	4	•	4
Hotel/Restaurant Management	0	•	0
Total	22	93	115
St Thomas			
Accounting	2	16	18
Business Administration	•	53	53
Business Management	12	•	12
Computer Information Systems	2	•	2
Hotel/Restaurant Management	0	•	0
Total	16	69	85
St Croix			
Accounting	3	4	7
Business Administration	•	20	20
Business Management	1	•	1
Computer Information Systems	2	•	2
Hotel/Restaurant Management	0	•	0
Total	6	24	30

• Degree not offered

**Table 1.8 Degrees Conferred by Gender, Honors and Campus
Fall 2008 - Spring 2009**

	Female	Male	Total
UVI			
Cum Laude	11	2	13
Magna Cum Laude	13	1	14
Summa Cum Laude	6	1	7
Total	30	4	34
St. Thomas			
Cum Laude	9	2	11
Magna Cum Laude	10	0	10
Summa Cum Laude	5	1	6
Total	24	3	27
St. Croix			
Cum Laude	2	0	2
Magna Cum Laude	3	1	4
Summa Cum Laude	1	0	1
Total	6	1	7

Section Two
Graduate
Enrollment

**Table 1.9 Graduate Enrollment by Status, Major, Gender and Campus
Fall 2008**

Major	All			Full-time			Part-time		
	Total	Female	Male	Total	Female	Male	Total	Female	Male
UVI									
Business Administration	24	18	6	8	5	3	16	13	3
Non-Degree Seeking	0	0	0	0	0	0	0	0	0
Total	24	18	6	8	5	3	16	13	3
St. Thomas									
Business Administration	15	12	3	4	3	1	11	9	2
Non-Degree Seeking	0	0	0	0	0	0	0	0	0
Total	15	12	3	4	3	1	11	9	2
St. Croix									
Business Administration	9	6	3	4	2	2	5	4	1
Non-Degree Seeking	0	0	0	0	0	0	0	0	0
Total	9	6	3	4	2	2	5	4	1

**Table 1.10 Graduate Enrollment by Campus, Age and Gender
Fall 2008**

Age Group	UVI			St. Thomas			St. Croix		
	Total	Female	Male	Total	Female	Male	Total	Female	Male
Under 22	1	1	0	1	1	0	0	0	0
22-24	4	2	2	3	2	1	1	0	1
25-29	5	4	1	4	4	0	1	0	1
30-34	3	3	0	1	1	0	2	2	0
35-39	2	1	1	2	1	1	0	0	0
40-49	8	6	2	4	3	1	4	3	1
Over 50	1	1	0	0	0	0	1	1	0
Total	24	18	6	15	12	3	9	6	3

**Table 1.11 Graduate Courses
by Campus, Course, Section, Enrollment and Credit Hours
Fall 2008**

Course	Class Description	St. Thomas				
		Number of Sections	Total Enrollment	Average Enrollment	Credits per Course	Total Credit Hours
BUS 521	Quantitative Methods in the Decision Science	1	10	10	3	30
BUS 522	Financial administration	1	8	8	3	24
BUS 531	Group Processes and Leadership	1	4	4	3	12
St. Croix						
BUS 521	Quantitative Methods in the Decision Science	1	6	6	3	18
BUS 522	Financial administration	1	5	5	3	15
BUS 532	Government Business and Society	1	3	3	3	9
BUS 534	International Business	1	3	3	3	9

**Table 1.12 Graduate Degrees Conferred by Campus and Gender
Fall 2008 - Spring 2009**

Gender	UVI	St. Thomas	St. Croix
Female	11	9	2
Male	2	1	1
Total	13	10	3