

**Nursing Division
Portfolio
AY 2007 - 2008**

Division of Nursing Fall 2007 – Spring 2008

Table of Contents

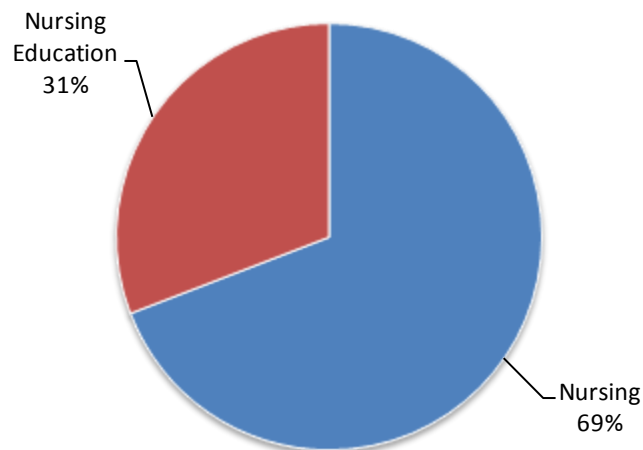
Undergraduate Enrollment

Student Enrollment	Page
Table 1.1 Enrollment by status, major, gender and campus: fall 2007	1
Table 1.2 UVI enrollment by campus, status and age: fall 2007	3
Table 1.3 Enrollment by status, major, gender and campus: spring 2008	4
Table 1.4 UVI enrollment by campus, status and age: spring 2008	5
Credit Hour Enrollment	
Table 1.5 Credit hour enrollment St Thomas Campus: fall 2007	6
Table 1.6 Credit hour enrollment St Croix Campus: fall 2007	6
Degrees Awarded – Fall 2007 and Spring 2008	
Table 1.7 Degrees conferred by major and campus	7
Table 1.8 Degrees conferred by honor, gender and campus	7

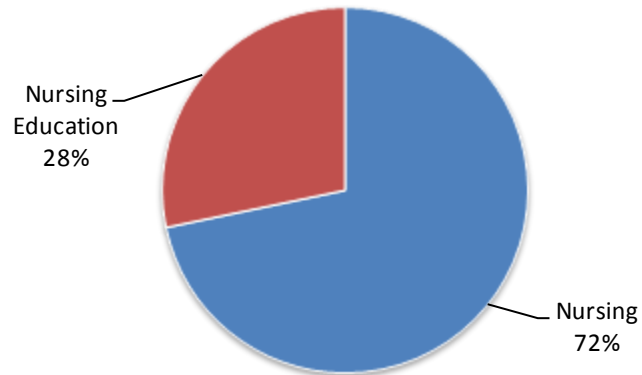
**Table 1.1 Enrollment by Status, Major, Gender and Campus
Fall 2007**

Major	All			Full-time			Part-time		
	Total	Female	Male	Total	Female	Male	Total	Female	Male
UVI									
Nursing	166	161	5	103	98	5	63	63	0
Nursing Education	74	71	3	60	58	2	14	13	1
All Majors	240	232	8	163	156	7	77	76	1
St. Thomas									
Nursing	99	96	3	72	69	3	27	27	0
Nursing Education	39	36	3	32	30	2	7	6	1
All Majors	138	132	6	104	99	5	34	33	1
St. Croix									
Nursing	67	65	2	31	29	2	36	36	0
Nursing Education	35	35	0	28	28	0	7	7	0
All Majors	102	100	2	59	57	2	43	43	0

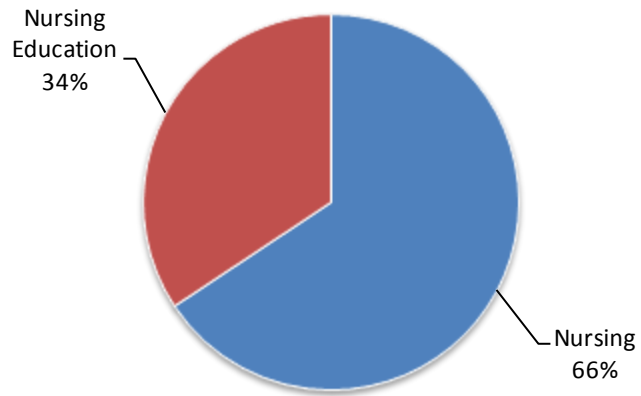
**Enrollment by Major
Fall 2007**



**Enrollment by Major
St Thomas Campus
Fall 2007**



**Enrollment by Major
St Croix Campus
Fall 2007**



**Table 1.2 Undergraduate Enrollment by Campus, Age and Status
Fall 2007**

Age	UVI		St. Thomas		St. Croix	
	Count	Percent	Count	Percent	Count	Percent
ALL						
Under 18	14	6	9	7	5	5
18-19	60	25	27	20	33	32
20-21	53	22	33	24	20	20
22-24	41	17	29	21	12	12
25-29	34	14	23	17	11	11
30-34	17	7	7	5	10	10
35-39	9	4	4	3	5	5
40-49	9	4	5	4	4	4
Over 50	3	1	1	1	2	2
Unknown	0	0	0	0	0	0
Total	240	100	138	100	102	100
FULL-TIME						
Under 18	10	6	7	7	3	5
18-19	24	15	12	12	12	20
20-21	33	20	26	25	7	12
22-24	36	22	26	25	10	17
25-29	27	17	19	18	8	14
30-34	15	9	7	7	8	14
35-39	8	5	3	3	5	8
40-49	8	5	4	4	4	7
over 50	2	1	0	0	2	3
Unknown	0	0	0	0	0	0
Total	163	100	104	100	59	100
PART-TIME						
Under 18	4	5	2	6	2	5
18-19	36	47	15	44	21	49
20-21	20	26	7	21	13	30
22-24	5	6	3	9	2	5
25-29	7	9	4	12	3	7
30-34	2	3	0	0	2	5
35-39	1	1	1	3	0	0
40-49	1	1	1	3	0	0
over 50	1	1	1	3	0	0
Unknown	0	0	0	0	0	0
Total	77	100	34	100	43	100

**Table 1.3 Enrollment by Status, Major, Gender and Campus
Spring 2008**

Major	All			Full-time			Part-time		
	Total	Female	Male	Total	Female	Male	Total	Female	Male
UVI									
Nursing	180	173	7	128	125	3	52	48	4
Nursing Education	85	80	5	36	34	2	49	46	3
All Majors	265	253	12	164	159	5	101	94	7
St. Thomas									
Nursing	150	146	4	114	113	1	36	33	3
Nursing Education	2	2	0	0	0	0	2	2	0
All Majors	152	148	4	114	113	1	38	35	3
St. Croix									
Nursing	30	27	3	14	12	2	16	15	1
Nursing Education	83	78	5	36	34	2	47	44	3
All Majors	113	105	8	50	46	4	63	59	4

**Table 1.4 Undergraduate Enrollment by Campus, Age and Status
Spring 2008**

Age	UVI		St. Thomas		St. Croix	
	Count	Percent	Count	Percent	Count	Percent
ALL						
Under 18	0	0	0	0	0	0
18-19	60	23	37	24	23	20
20-21	53	20	37	24	16	14
22-24	56	21	36	24	20	18
25-29	43	16	20	13	23	20
30-34	23	9	8	5	15	13
35-39	16	6	5	3	11	10
40-49	12	5	8	5	4	4
Over 50	2	1	1	1	1	1
Unknown	0	0	0	0	0	0
Total	265	100	152	100	113	100
FULL-TIME						
Under 18	0	0	0	0	0	0
18-19	53	32	35	31	18	36
20-21	39	24	30	26	9	18
22-24	35	21	26	23	9	18
25-29	19	12	10	9	9	18
30-34	8	5	6	5	2	4
35-39	7	4	4	4	3	6
40-49	3	2	3	3	0	0
over 50	0	0	0	0	0	0
Unknown	0	0	0	0	0	0
Total	164	100	114	100	50	100
PART-TIME						
Under 18	0	0	0	0	0	0
18-19	7	7	2	5	5	8
20-21	14	14	7	18	7	11
22-24	21	21	10	26	11	17
25-29	24	24	10	26	14	22
30-34	15	15	2	5	13	21
35-39	9	9	1	3	8	13
40-49	9	9	5	13	4	6
over 50	2	2	1	3	1	2
Unknown	0	0	0	0	0	0
Total	101	100	38	100	63	100

**Table 1.5 St. Thomas Campus
by Undergraduate Course, Section, Enrollment and Credit Hours
Fall 2007**

Course	Class Description	Number of Sections	Total Enrollment	Average Enrollment	Credits per Course	Total Credit Hours
FDS 100	Freshman Development Seminar	8	196	25	1	196
NUR 207	Human Nutrition	1	19	19	2	38
NUR 208	Fundamentals of Nursing	3	17	6	6	102
NUR 209	Health Assessment	3	15	5	2	30
NUR 308	Nursing Role in Adult Care I	3	17	6	5	85
NUR 309	Nursing Role in Pediatric Care I	3	18	6	5	90
NUR 417	Nursing Role in Adult Care III	2	10	5	6	60
NUR 418	Nursing Role in Community Health	2	12	6	6	72
ALL		17	108	6	33	477

**Table 1.5 St. Croix Campus
by Undergraduate Course, Section, Enrollment and Credit Hours
Fall 2007**

Course	Class Description	Number of Sections	Total Enrollment	Average Enrollment	Credits per Course	Total Credit Hours
FDS 100	Freshmen Development Seminar	5	149	30	1	149
NUR 100	Medical Technology	1	30	30	1	30
NUR 131	Nursing Skill Acquisition	2	18	9	3	54
NUR 132	Introduction to the Nurse-Client System	3	20	7	4	80
NUR 242	NCS: Adult II	3	13	4	6	78
NUR 243	NCS: Childbearing Family	2	12	6	4	48
NUR 417	Nursing Role in Adult Care III	1	5	5	6	30
ALL		17	247	15	25	469

**Table 1.7 Degrees Conferred by Campus and Major
Spring 2008**

	Associates	Bachelors	All Degrees
UVI			
Nursing	•	8	8
Nursing Education	11	•	11
Total	11	8	19
St Thomas			
Nursing	•	8	8
Nursing Education	1	•	1
Total	1	8	9
St Croix			
Nursing	•	0	0
Nursing Education	10	•	10
Total	10	0	10

• Degree not offered

**Table 1.8 Degrees Conferred by Gender, Honor and Campus
Spring 2008**

	Female	Male	Total
UVI			
Cum Laude	2	0	2
Magna Cum Laude	1	0	1
Summa Cum Laude	2	0	2
Total	5	0	5
St. Thomas			
Cum Laude	0	0	0
Magna Cum Laude	0	0	0
Summa Cum Laude	0	0	0
Total	0	0	0
St. Croix			
Cum Laude	2	0	2
Magna Cum Laude	1	0	1
Summa Cum Laude	2	0	2
Total	5	0	5