

Humanities &
Social Sciences
Division Portfolio
AY 2007 - 2008

**Division of Humanities and Social Sciences
Fall 2007 – Spring 2008**

Table of Contents

Section One – Undergraduate Enrollment

Student Enrollment	Page
Table 1.1 Enrollment by status, major, gender and campus: fall 2007	2
Table 1.2 UVI enrollment by campus, status and age: fall 2007	5
Table 1.3 Enrollment by status, major, gender and campus: spring 2008	6
Table 1.4 UVI enrollment by campus, status and age: spring 2008	7
Credit Hour Enrollment	
Table 1.5 Credit hour enrollment St Thomas Campus: fall 2007	8
Table 1.6 Credit hour enrollment St Croix Campus: fall 2007	12
Degrees Awarded – Fall 2007 and Spring 2008	
Table 1.7 Degrees conferred by major and campus	15
Table 1.8 Degrees conferred by honor, gender and campus	16

Section Two – Graduate Enrollment

Student Enrollment

Page

Table 1.9 Enrollment by status, major, gender and campus: fall 2007

18

Table 1.10 Enrollment by gender, age and campus: fall 2007

18

Credit Hour Enrollment

Table 1.11 Credit hour enrollment by campus fall 2007

19

Degrees Awarded Fall 2007 and Spring 2008

Table 1.12 Degrees conferred by gender and campus

19

Section One

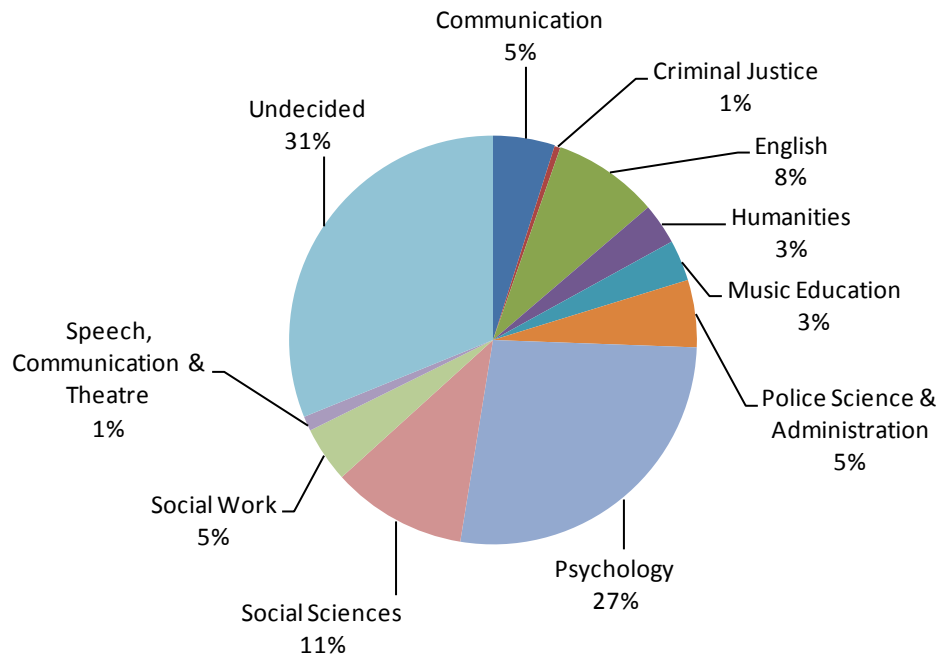
Undergraduate

Enrollment

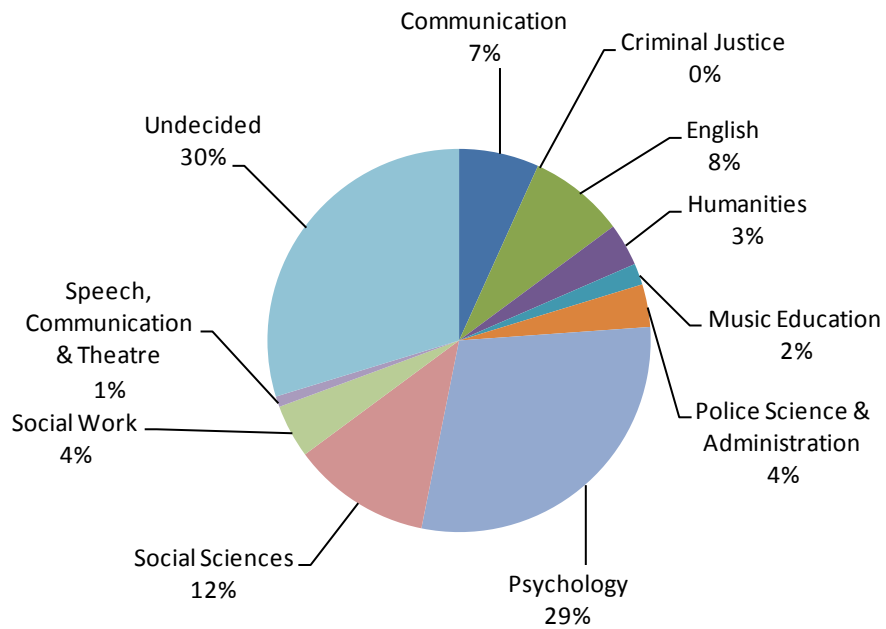
**Table 1.1 Enrollment by Status, Major, Gender and Campus
Fall 2007**

Major	All			Full-time			Part-time		
	Total	Female	Male	Total	Female	Male	Total	Female	Male
UVI									
Communication	21	19	2	15	13	2	6	6	0
Criminal Justice	2	2	0	2	2	0	0	0	0
English	36	27	9	32	24	8	4	3	1
Humanities	14	10	4	11	9	2	3	1	2
Music Education	14	8	6	9	4	5	5	4	1
Police Science & Administration	23	18	5	14	11	3	9	7	2
Psychology	116	103	13	70	61	9	46	42	4
Social Sciences	46	30	16	33	20	13	13	10	3
Social Work	19	19	0	15	15	0	4	4	0
Speech, Communication & Theatre	5	3	2	2	2	0	3	1	2
Undecided	134	74	60	24	15	9	110	59	51
All Majors	430	313	117	227	176	51	203	137	66
St. Thomas									
Communication	15	14	1	12	11	1	3	3	0
Criminal Justice	0	0	0	0	0	0	0	0	0
English	18	13	5	17	12	5	1	1	0
Humanities	8	6	2	6	5	1	2	1	1
Music Education	4	1	3	4	1	3	0	0	0
Police Science & Administration	8	5	3	6	4	2	2	1	1
Psychology	65	55	10	41	35	6	24	20	4
Social Sciences	26	14	12	18	9	9	8	5	3
Social Work	10	10	0	9	9	0	1	1	0
Speech, Communication & Theatre	2	1	1	0	0	0	2	1	1
Undecided	66	35	31	13	7	6	53	28	25
All Majors	222	154	68	126	93	33	96	61	35
St. Croix									
Communication	6	5	1	3	2	1	3	3	0
Criminal Justice	2	2	0	2	2	0	0	0	0
English	18	14	4	15	12	3	3	2	1
Humanities	6	4	2	5	4	1	1	0	1
Music Education	10	7	3	5	3	2	5	4	1
Police Science & Administration	15	13	2	8	7	1	7	6	1
Psychology	51	48	3	29	26	3	22	22	0
Social Sciences	20	16	4	15	11	4	5	5	0
Social Work	9	9	0	6	6	0	3	3	0
Speech, Communication & Theatre	3	2	1	2	2	0	1	0	1
Undecided	68	39	29	11	8	3	57	31	26
All Majors	208	159	49	101	83	18	107	76	31

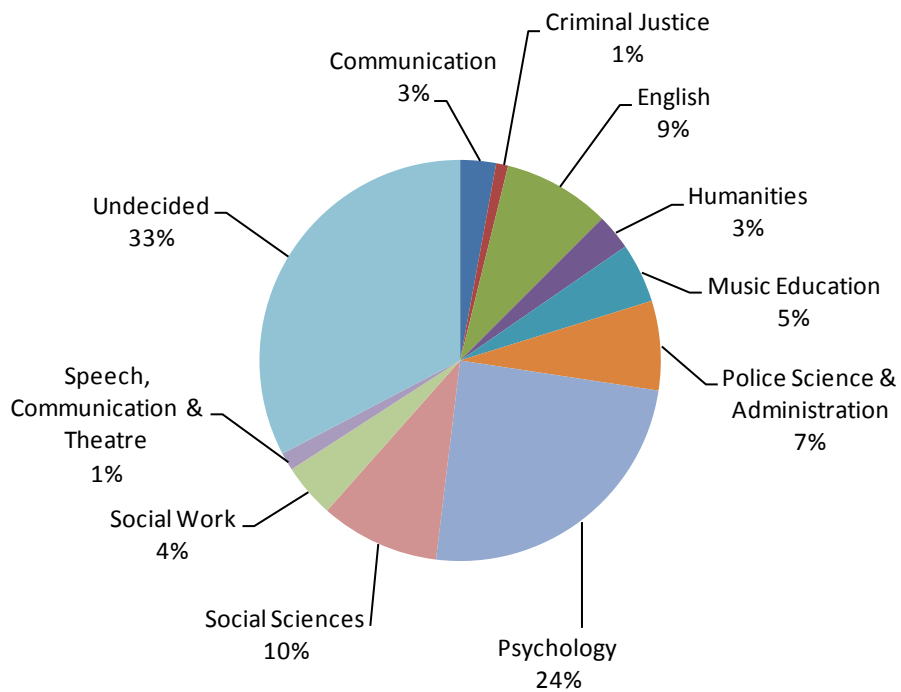
Enrollment by Major Fall 2007



Enrollment by Major St Thomas Campus Fall 2007



Enrollment by Major St Croix Campus Fall 2007



**Table 1.2 Enrollment by Campus, Age and Status
Fall 2007**

Age	UVI		St. Thomas		St. Croix	
	Count	Percent	Count	Percent	Count	Percent
ALL						
Under 18	21	5	7	3	14	7
18-19	120	28	66	30	54	26
20-21	105	24	49	22	56	27
22-24	76	18	44	20	32	15
25-29	42	10	20	9	22	11
30-34	21	5	11	5	10	5
35-39	14	3	8	4	6	3
40-49	19	4	10	5	9	4
Over 50	12	3	7	3	5	2
Unknown	0	0	0	0	0	0
Total	430	100	222	100	208	100
FULL-TIME						
Under 18	8	4	2	2	6	6
18-19	64	28	41	33	23	23
20-21	60	26	29	23	31	31
22-24	45	20	24	19	21	21
25-29	26	11	14	11	12	12
30-34	10	4	6	5	4	4
35-39	6	3	4	3	2	2
40-49	8	4	6	5	2	2
over 50	0	0	0	0	0	0
Unknown	0	0	0	0	0	0
Total	227	100	126	100	101	100
PART-TIME						
Under 18	13	6	5	5	8	7
18-19	56	28	25	26	31	29
20-21	45	22	20	21	25	23
22-24	31	15	20	21	11	10
25-29	16	8	6	6	10	9
30-34	11	5	5	5	6	6
35-39	8	4	4	4	4	4
40-49	11	5	4	4	7	7
over 50	12	6	7	7	5	5
Unknown	0	0	0	0	0	0
Total	203	100	96	100	107	100

**Table 1.3 Enrollment by Status, Major, Gender and Campus
Spring 2008**

Major	All			Full-time			Part-time		
	Total	Female	Male	Total	Female	Male	Total	Female	Male
UVI									
Communication	24	20	4	19	16	3	5	4	1
Criminal Justice	2	2	0	1	1	0	1	1	0
English	40	30	10	28	22	6	12	8	4
Humanities	10	5	5	8	3	5	2	2	0
Music Education	13	8	5	6	5	1	7	3	4
Police Science & Administration	29	17	12	15	9	6	14	8	6
Psychology	113	99	14	83	73	10	30	26	4
Social Sciences	40	31	9	26	22	4	14	9	5
Social Work	15	15	0	11	11	0	4	4	0
Speech, Communication & Theatre	4	2	2	2	1	1	2	1	1
Undecided	104	57	47	55	31	24	49	26	23
All Majors	394	286	108	254	194	60	140	92	48
St. Thomas									
Communication	17	13	4	13	10	3	4	3	1
Criminal Justice	1	1	0	0	0	0	1	1	0
English	27	19	8	21	15	6	6	4	2
Humanities	5	3	2	4	2	2	1	1	0
Music Education	13	8	5	6	5	1	7	3	4
Police Science & Administration	11	6	5	5	2	3	6	4	2
Psychology	61	50	11	45	37	8	16	13	3
Social Sciences	29	22	7	19	15	4	10	7	3
Social Work	10	10	0	8	8	0	2	2	0
Speech, Communication & Theatre	4	2	2	2	1	1	2	1	1
Undecided	68	38	30	43	22	21	25	16	9
All Majors	246	172	74	166	117	49	80	55	25
St. Croix									
Communication	7	7	0	6	6	0	1	1	0
Criminal Justice	1	1	0	1	1	0	0	0	0
English	13	11	2	7	7	0	6	4	2
Humanities	5	2	3	4	1	3	1	1	0
Music Education	0	0	0	0	0	0	0	0	0
Police Science & Administration	18	11	7	10	7	3	8	4	4
Psychology	52	49	3	38	36	2	14	13	1
Social Sciences	11	9	2	7	7	0	4	2	2
Social Work	5	5	0	3	3	0	2	2	0
Speech, Communication & Theatre	0	0	0	0	0	0	0	0	0
Undecided	36	19	17	12	9	3	24	10	14
All Majors	148	114	34	88	77	11	60	37	23

**Table 1.4 Enrollment by Campus, Age and Status
Spring 2008**

Age	UVI		St. Thomas		St. Croix	
	Count	Percent	Count	Percent	Count	Percent
ALL						
Under 18	0	0	0	0	0	0
18-19	72	18	42	17	30	20
20-21	116	29	71	29	45	30
22-24	93	24	63	26	30	20
25-29	51	13	37	15	14	9
30-34	17	4	13	5	4	3
35-39	13	3	6	2	7	5
40-49	21	5	12	5	9	6
Over 50	11	3	2	1	9	6
Unknown	0	0	0	0	0	0
Total	394	100	246	100	148	100
FULL-TIME						
Under 18	0	0	0	0	0	0
18-19	61	24	37	22	24	27
20-21	93	37	57	34	36	41
22-24	56	22	43	26	13	15
25-29	28	11	21	13	7	8
30-34	5	2	3	2	2	2
35-39	4	2	2	1	2	2
40-49	6	2	3	2	3	3
over 50	1	0	0	0	1	1
Unknown	0	0	0	0	0	0
Total	254	100	166	100	88	100
PART-TIME						
Under 18	0	0	0	0	0	0
18-19	11	8	5	6	6	10
20-21	23	16	14	18	9	15
22-24	37	26	20	25	17	28
25-29	23	16	16	20	7	12
30-34	12	9	10	13	2	3
35-39	9	6	4	5	5	8
40-49	15	11	9	11	6	10
over 50	10	7	2	3	8	13
Unknown	0	0	0	0	0	0
Total	140	100	80	100	60	100

**Table 1.5 St. Thomas Campus
by Undergraduate Course, Section, Enrollment and Credit Hours
Fall 2007**

Course	Class Description	Number of Sections	Total Enrollment	Average Enrollment	Credits per Course	Total Credit Hours
ANT 225	Introduction to Cultural and Physical Anthropology	1	16	16	3	48
ANT 257	The Black Experience in the New World	1	1	1	3	3
ART 125	Selected Problems World Art	1	13	13	3	39
CJU 110	Introduction to Criminal Justice	1	9	9	3	27
CJU 120	Introduction to Law Enforcement	1	7	7	3	21
CJU 221	Contemporary Corrections	1	2	2	3	6
CJU 223	Juvenile Delinquency and Justice	1	4	4	3	12
COM 110	Introduction to Communication	1	9	9	3	27
COM 119	Interpersonal Communication and Leadership Skills	4	106	27	3	318
COM 120	Public Speaking	3	53	18	3	159
COM 200	Journalism Workshop	1	2	2	1	2
COM 205	Broadcast Communication I	1	7	7	4	28
COM 230	Computer-Mediated Communication I	1	3	3	3	9
COM 308	News Writing I	1	3	3	3	9
COM 404	Mass Communications	1	2	2	3	6
COM 465	Selected Topics	1	13	13	3	39
COM 475	Directed Studies	1	1	1	3	3
COM 499	Independent Study	1	1	1	3	3
ECO 221	Introduction to Macro-Economic	2	44	22	3	132
ECO 222	Introduction to Micro-Economic	2	27	14	3	81
ENG 100	Writing Across the Curriculum	8	120	15	1	120
ENG 101	Reading in Content Areas	7	144	21	1	144
ENG 120	English Composition I	6	119	20	3	357
ENG 200	Journalism Workshop	1	1	1	3	3
ENG 201	Research and Applied Writing	5	110	22	3	330
ENG 261	World Literature I	4	61	15	3	183
ENG 262	World Literature II	2	49	25	3	147
ENG 302	Intermediate Fiction Writing I	1	4	4	3	12
ENG 308	News Writing I	1	2	2	3	6

Continued →

**Table 1.5 St. Thomas Campus
by Undergraduate Course, Section, Enrollment and Credit Hours
Fall 2007**

Course	Class Description	Number of Sections	Total Enrollment	Average Enrollment	Credits per Course	Total Credit Hours
ENG 322	British Literature	1	3	3	3	9
ENG 345	History of the English Language	1	14	14	3	42
ENG 350	The Bible as Literature	1	6	6	3	18
ENG 361	American Literature	1	17	17	3	51
ENG 362	Major American Writing	1	2	2	3	6
ENG 465	Selected Topics	1	2	2	3	6
FRE 131	Functional Elementary French I	1	18	18	4	72
FRE 132	Functional Elementary French II	1	7	7	4	28
FRE 231	Functional Intermediate French I	1	9	9	4	36
FRE 305	Advanced Conversation	1	5	5	3	15
GOG 121	Geography of the Caribbean	1	15	15	3	45
HIS 181	World Civilizations I	1	20	20	3	60
HIS 182	World Civilizations II	1	8	8	3	24
HIS 330	US-Caribbean Relations	1	5	5	3	15
HIS 341	Caribbean History	1	10	10	3	30
HIS 342	History of the Virgin Islands	1	10	10	3	30
HIS 350	Latin America Since Independence	1	5	5	3	15
HUM 115	Introduction to Humanities	3	77	26	3	231
HUM 497	Senior Humanities Seminar I	1	12	12	1	12
MUE 321	Brass and Percussion Methods	1	2	2	2	4
MUE 411	Teaching Music in Secondary Schools	1	2	2	2	4
MUS 101	Sight Singing/Ear Training	1	8	8	1	8
MUS 103	Music Theory I	1	7	7	3	21
MUS 124	Introduction to Music	2	10	5	3	30
MUS 132	Concert Band	1	11	11	1	11
MUS 133	Jazz Ensemble	1	5	5	1	5
MUS 134	Steel Band Ensemble	1	16	16	1	16
MUS 140	Class Steel Pan	1	4	4	1	4
MUS 174	Secondary Piano II	1	3	3	1	3
MUS 175	Secondary Voice I	1	1	1	1	1
MUS 179	Secondary Woodwind	1	1	1	1	1
MUS 180	Secondary Woodwind	1	1	1	1	1
MUS 201	Music Theory III	1	2	2	3	6

Continued →

**Table 1.5 St. Thomas Campus
by Undergraduate Course, Section, Enrollment and Credit Hours
Fall 2007**

Course	Class Description	Number of Sections	Total Enrollment	Average Enrollment	Credits per Course	Total Credit Hours
MUS 206	Music History and Literature I	1	4	4	3	12
MUS 242	Concert Choir	1	11	11	1	11
MUS 261	Applied Music	4	8	2	2	16
MUS 262	Applied Music	2	2	1	2	4
MUS 273	Secondary Piano III	1	2	2	1	2
MUS 361	Applied Music	2	2	1	2	4
MUS 362	Applied Music	1	1	1	2	2
MUS 461	Applied Music	2	3	2	2	6
MUS 462	Applied Music	2	3	2	2	6
PAR 111	Introduction to the Legal System	1	3	3	3	9
PAR 215	Wills, Trusts and Estate Planning	1	3	3	3	9
PAR 222	Civil Litigation	1	3	3	3	9
PHI 200	Critical Thinking	3	67	22	3	201
POL 120	Introduction to Political Science	1	9	9	3	27
POL 151	American Government	1	2	2	3	6
POL 340	Caribbean Government and Politics	1	5	5	3	15
PSY 202	Life Span Development	1	28	28	3	84
PSY 240	Biopsychology	1	10	10	3	30
PSY 302	Culture and Behavior	1	16	16	3	48
PSY 321	Adult Development	1	8	8	3	24
PSY 323	Psychology of the Exceptional Child and Adolescent	1	5	5	3	15
PSY 332	Industrial-Organizational Psychology	1	10	10	3	30
PSY 434	Abnormal Psychology	1	4	4	3	12
PSY 440	Applied Research Methods	1	13	11	3	39

Continued →

**Table 1.5 St. Thomas Campus
by Undergraduate Course, Section, Enrollment and Credit Hours
Fall 2007**

Course	Class Description	Number of Sections	Total Enrollment	Average Enrollment	Credits per Course	Total Credit Hours
RAC 021	Reading Across the Curriculum	7	144	21	3	432
SOC 224	Introduction to Social Welfare	1	3	3	3	9
SOC 333	Criminology	1	19	19	3	57
SPA 131	Functional Elementary Spanish I	5	95	19	4	380
SPA 132	Functional Elementary Spanish II	4	77	19	4	308
SPA 231	Functional Intermediate Spanish I	3	39	13	4	156
SSC 100	An Introduction to Social Sciences: A Caribbean Focus	9	192	21	3	576
SSC 327	Quantitative Research Methods in the Social Sciences	2	28	14	1	28
SSC 497	Social Science Senior Seminar I	1	15	15	1	15
SSC 499	Independent Study	1	2	2	1	2
SWK 224	Introduction To Social Welfare	1	2	2	1	2
THE 211	Theatre Production	1	2	2	1	2
THE 212	Theatre Production	1	2	2	1	2
THE 214	Theatre Production	1	2	2	1	2
THE 465	Selected Topics	1	1	1	3	3
WAC 011	Writing Across the Curriculum	8	119	15	3	357
Totals		188	2261	12	267	6164

**Table 1.6 St. Croix Campus
by Undergraduate Course, Section, Enrollment and Credit Hours
Fall 2007**

Course	Class Description	Number of Sections	Total Enrollment	Average Enrollment	Credits per Course	Total Credit Hours
CJU 110	Introduction to Criminal Justice	1	2	2	3	6
CJU 120	Introduction to Law Enforcement	1	3	3	3	9
CJU 221	Contemporary Corrections	1	4	4	3	12
CJU 222	Law Enforcement - Community Relations	1	3	3	3	9
COM 100	Basic Radio Production	1	1	1	3	3
COM 119	Interpersonal Communication and Leadership Skills	3	56	19	3	168
COM 120	Public Speaking	2	26	13	3	78
COM 200	Journalism Workshop	1	8	8	1	8
COM 205	Broadcast Communication I	1	4	4	4	16
COM 230	Computer-Mediated Communication I	1	3	3	3	9
COM 404	Professional Internship in Mass Communication	1	1	1	3	3
ECO 221	Introduction to Macro-Economics	1	16	16	3	48
ECO 222	Introduction to Micro-Economics	1	15	15	3	45
ENG 051	Functional Writing	1	7	7	3	21
ENG 100	Writing Across the Curriculum	5	97	19	1	97
ENG 101	Reading in the Content Areas	6	140	23	1	140
ENG 120	English Composition I	4	82	21	3	246
ENG 200	Journalism Workshop	1	4	4	3	12
ENG 201	Research and Applied Writing	3	68	23	3	204
ENG 261	World Literature I	2	43	22	3	129
ENG 262	World Literature II	1	15	15	3	45
ENG 302	Intermediate Fiction Writing I	1	5	5	3	15
ENG 308	News Writing I	1	3	3	3	9
ENG 321	British Literature	1	4	4	3	12
ENG 345	History of the English Language	1	6	6	3	18
ENG 350	The Bible as Literature	1	3	3	3	9
ENG 361	American Literature	1	8	8	3	24
FRE 131	Functional Elementary French I	1	8	8	4	32
FRE 231	Intermediate French I	1	6	6	4	24
HIS 181	World Civilizations	1	10	10	3	30
HIS 341	Caribbean History	1	6	6	3	18
HIS 342	History of the Virgin Islands	1	14	14	3	42
HIS 350	Latin America Since Independence	1	9	9	3	27

Continued →

**Table 1.6 St. Croix Campus
by Undergraduate Course, Section, Enrollment and Credit Hours
Fall 2007**

Course	Class Description	Number of Sections	Total Enrollment	Average Enrollment	Credits per Course	Total Credit Hours
HUM 115	Introduction to Humanities	2	22	11	3	66
HUM 497	Senior Humanities Seminar I	1	4	4	1	4
MLS 101	Foundations of Officership	1	11	11	1	11
MLS 201	Individual Leadership Studies	1	9	9	2	18
MLS 401	Leadership and Management	1	1	1	3	3
PAR 111	Introduction to the Legal System	1	2	2	3	6
PAR 117	Legal Research and Writing	1	1	1	3	3
PAR 215	Wills, Trusts and Estate Planning	1	2	2	3	6
PAR 222	Civil Litigation	1	1	1	3	3
PHI 200	Critical Thinking	1	21	21	3	63
POL 120	Introduction to Political Science	1	3	3	3	9
POL 151	American Government	1	2	2	3	6
POL 340	Caribbean Government and Politics	1	1	1	3	3
PSY 120	General Psychology	2	48	24	3	144
PSY 202	Life Span Development	1	18	18	3	54
PSY 301	History and Systems of Psychology	1	7	7	3	21
PSY 302	Culture and Behavior	1	10	10	3	30
PSY 325	Adolescent Development	1	8	8	3	24
PSY 432	Psychology of Personality	1	9	9	3	27
PSY 440	Applied Research Method	1	8	8	3	24
RAC 021	Reading in the Content Areas	6	139	23	1	139

Continued →

**Table 1.6 St. Croix Campus
by Undergraduate Course, Section, Enrollment and Credit Hours
Fall 2007**

Course	Class Description	Number of Sections	Total Enrollment	Average Enrollment	Credits per Course	Total Credit Hours
SOC 121	Introduction to Sociology	1	20	20	3	60
SOC 333	Criminology	1	7	7	3	21
SPA 132	Functional Elementary Spanish II	2	27	14	3	81
SPA 231	Functional Intermediate Spanish I	3	28	9	3	84
SPA 305	Oral Spanish	1	5	5	3	15
SSC 100	Introduction to Social Sciences: A Caribbean Focus	5	119	24	3	357
SSC 327	Quantitative Research Methods in the Social Sciences	1	13	13	4	52
SSC 497	Social Sciences Senior Seminar	1	6	6	1	6
SSC 499	Independent Study	1	1	1	1	1
WAC 011	Writing Across the Curriculum	5	97	19	3	291
ALL		100	1330	13	179	3200

**Table 1.7 Degrees Conferred by Major and Campus
Spring 2008**

	Associates	Bachelors	All Degrees
UVI			
Communication	•	3	3
English	•	8	8
Speech, Communication and Theater	•	1	1
Music Education	•	2	2
Police Science and Administration	5	•	5
Psychology	•	23	23
Social Sciences	•	7	7
Social Work	•	2	2
Total	5	46	51
St Thomas			
Communication	•	3	3
English	•	3	3
Speech, Communication and Theater	•	1	1
Music Education	•	2	2
Police Science and Administration	3	•	3
Psychology	•	14	14
Social Sciences	•	7	7
Social Work	•	1	1
Total	3	31	34
St Croix			
Communication	•	0	0
English	•	5	5
Speech, Communication and Theater	•	0	0
Music Education	•	0	0
Police Science and Administration	2	•	2
Psychology	•	9	9
Social Sciences	•	0	0
Social Work	•	1	1
Total	2	15	17

• Degree not offered

**Table 1.8 Degrees Conferred by Gender, Honor and Campus
Spring 2008**

	Female	Male	Total
UVI			
Cum Laude	9	0	9
Magna Cum Laude	1	0	1
Summa Cum Laude	1	0	1
Total	11	0	11
St. Thomas			
Cum Laude	6	0	6
Magna Cum Laude	1	0	1
Summa Cum Laude	0	0	0
Total	7	0	7
St. Croix			
Cum Laude	3	0	3
Magna Cum Laude	0	0	0
Summa Cum Laude	1	0	1
Total	4	0	4

Section Two

Graduate

Enrollment

**Table 1.9 Graduate Enrollment by Status, Major, Gender and Campus
Fall 2007**

Major	All			Full-time			Part-time		
	Total	Female	Male	Total	Female	Male	Total	Female	Male
UVI									
Master of Public Administration	10	7	3	4	3	1	6	4	2
Non-Degree Seeking	0	0	0	0	0	0	0	0	0
Total	10	7	3	4	3	1	6	4	2
St. Thomas									
Master of Public Administration	7	5	2	2	1	1	5	4	1
Non-Degree Seeking	0	0	0	0	0	0	0	0	0
Total	7	5	2	2	1	1	5	4	1
St. Croix									
Master of Public Administration	3	2	1	2	2	0	1	0	1
Non-Degree Seeking	0	0	0	0	0	0	0	0	0
Total	3	2	1	2	2	0	1	0	1

**Table 1.10 Graduate Enrollment by Campus, Age and Gender
Fall 2007**

Age Group	UVI			St. Thomas			St. Croix		
	Total	Female	Male	Total	Female	Male	Total	Female	Male
Under 22	1	0	1	1	0	1	0	0	0
22-24	1	1	0	0	0	0	1	1	0
25-29	1	1	0	0	0	0	1	1	0
30-34	3	2	1	3	2	1	0	0	0
35-39	2	1	1	1	1	0	1	0	1
40-49	1	1	0	1	1	0	0	0	0
Over 50	1	1	0	1	1	0	0	0	0
Total	10	7	3	7	5	2	3	2	1

**Table 1.11 Graduate Courses
by Course, Section, Enrollment and Credit Hours
Fall 2007**

Course	Class Description	St. Thomas				
		Number of Sections	Total Enrollment	Average Enrollment	Credits per Course	Total Credit Hours
PUA 523	Recent Development in Public Administration	1	2	2	3	6
PUA 524	Comparative Administration	1	3	3	3	9
PUA 531	Group Processes and Leadership	1	8	8	1	8
PUA 534	Budget Management	1	5	5	3	15
St. Croix						
PUA 520	Administration Theories & Practice	1	3	3	3	9
PUA 528	Labor/Management Relations	1	3	3	3	9
PUA 534	Budget Management	1	6	6	3	18
PUA 535	Public Program Planning	1	2	2	3	6
PUA 536	Select Topics In Public Admin	1	4	4	3	12

**Table 1.12 Graduate Degrees Conferred by Campus and Gender
Spring 2008**

Gender	UVI	St. Thomas	St. Croix
Female	7	5	2
Male	3	2	1
Total	10	7	3