

Education Division Portfolio AY 2006 - 2007

**Division of Education
Fall 2006 – Spring 2007**

Table of Contents

Section One – Undergraduate Enrollment

Student Enrollment	Page
Table 1.1 Enrollment by status, major, gender and campus: fall 2006	1
Table 1.2 UVI enrollment by campus, status and age: fall 2006	3
Table 1.3 Enrollment by status, major, gender and campus: spring 2007	4
Table 1.4 UVI enrollment by campus, status and age: spring 2007	5
Credit Hour Enrollment	
Table 1.5 Credit hour enrollment St Thomas Campus: fall 2006	6
Table 1.6 Credit hour enrollment St Croix Campus: fall 2006	7
Degrees Awarded – Spring 2007	
Table 1.7 Degrees conferred by major and campus	8
Table 1.8 Degrees conferred by honor, gender and campus	9

Section Two – Graduate Enrollment

Student Enrollment

Page

Table 1.9 Enrollment by status, major, gender and campus: fall 2006

10

Table 1.10 Enrollment by gender, age and campus: fall 2006

10

Credit Hour Enrollment

Table 1.11 Credit hour enrollment by campus fall 2006

11

Degrees Awarded

Table 1.12 Degrees conferred by gender and campus: Spring 2007

12

Section One

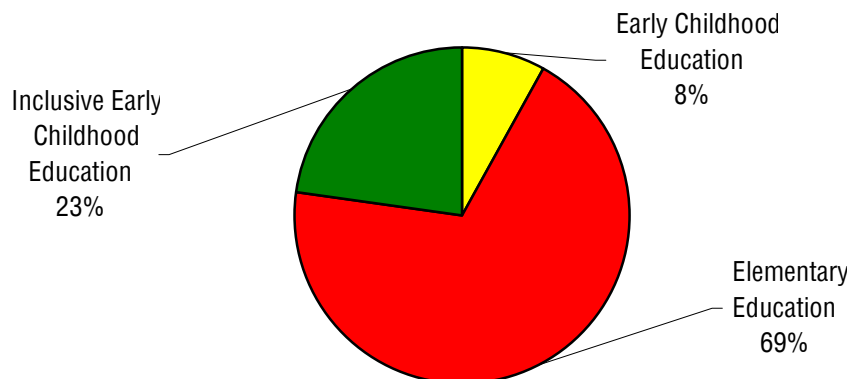
Undergraduate

Enrollment

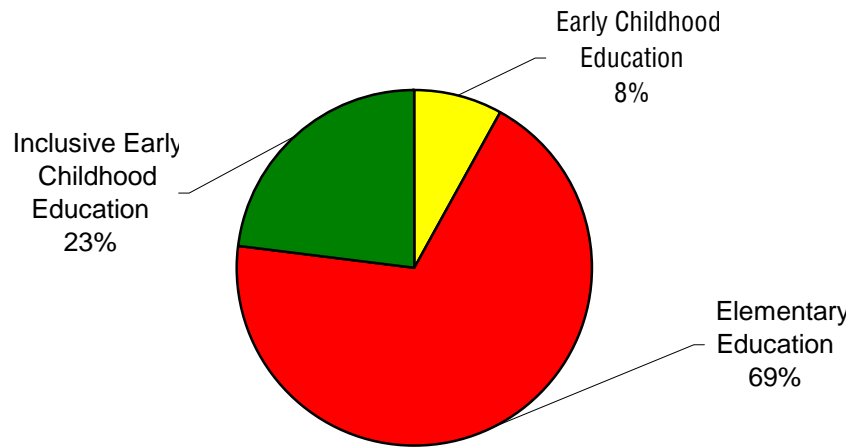
**Table 1.1 Enrollment by Status, Major, Gender and Campus
Fall 2006**

Major	All			Full-time			Part-time		
	Total	Female	Male	Total	Female	Male	Total	Female	Male
UVI									
Early Childhood Education	23	23	0	10	10	0	13	13	0
Elementary Education	196	188	8	90	86	4	106	102	4
Inclusive Early Childhood Education	65	65	0	14	14	0	51	51	0
All Majors	284	276	8	114	110	4	170	166	4
St. Thomas									
Early Childhood Education	12	12	0	6	6	0	6	6	0
Elementary Education	102	99	3	54	51	3	48	48	0
Inclusive Early Childhood Education	34	34	0	3	3	0	31	31	0
All Majors	148	145	3	63	60	3	85	85	0
St. Croix									
Early Childhood Education	11	11	0	4	4	0	7	7	0
Elementary Education	94	89	5	36	35	1	58	54	4
Inclusive Early Childhood Education	31	31	0	11	11	0	20	20	0
All Majors	136	131	5	51	50	1	85	81	4

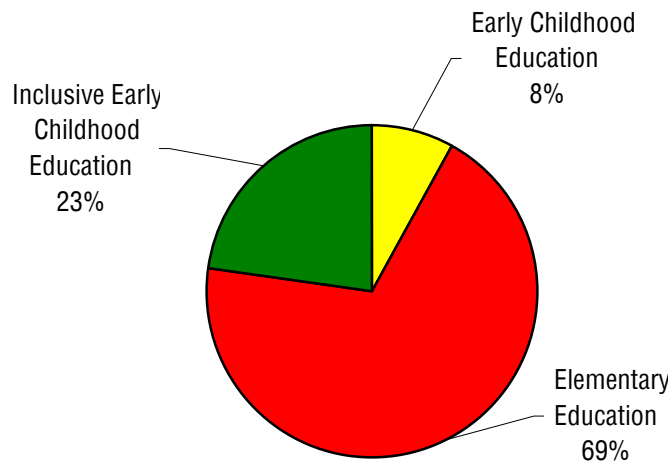
**Enrollment By Major
UVI
Fall 2006**



**Enrollment by Major
St Thomas Campus
Fall 2006**



**Enrollment By Major
St Croix Campus
Fall 2006**



**Table 1.2 Enrollment by Campus, Age and Status
Fall 2006**

Age	UVI		St. Thomas		St. Croix	
	Count	Percent	Count	Percent	Count	Percent
ALL						
Under 18	6	2%	2	1%	4	3%
18-19	37	13%	25	17%	12	9%
20-21	28	10%	18	12%	10	7%
22-24	41	14%	18	12%	23	17%
25-29	37	13%	18	12%	19	14%
30-34	21	7%	8	5%	13	10%
35-39	30	11%	12	8%	18	13%
40-49	50	18%	31	21%	19	14%
Over 50	34	12%	16	11%	18	13%
Unknown	0	0%	0	0%	0	0%
Total	284	100%	148	100%	136	100%
FULL-TIME						
Under 18	6	5%	2	3%	4	8%
18-19	32	28%	22	35%	10	20%
20-21	21	18%	14	22%	7	14%
22-24	18	16%	7	11%	11	22%
25-29	8	7%	6	10%	2	4%
30-34	5	4%	2	3%	3	6%
35-39	11	10%	4	6%	7	14%
40-49	8	7%	4	6%	4	8%
over 50	5	4%	2	3%	3	6%
Unknown	0	0%	0	0%	0	0%
Total	114	100%	63	100%	51	100%
PART-TIME						
Under 18	0	0%	0	0%	0	0%
18-19	5	3%	3	4%	2	2%
20-21	7	4%	4	5%	3	4%
22-24	23	14%	11	13%	12	14%
25-29	29	17%	12	14%	17	20%
30-34	16	9%	6	7%	10	12%
35-39	19	11%	8	9%	11	13%
40-49	42	25%	27	32%	15	18%
over 50	29	17%	14	16%	15	18%
Unknown	0	0%	0	0%	0	0%
Total	170	100%	85	100%	85	100%

**Table 1.3 Enrollment by Status, Major, Gender and Campus
Spring 2007**

Major	All			Full-time			Part-time		
	Total	Female	Male	Total	Female	Male	Total	Female	Male
UVI									
Early Childhood Education	23	23	0	10	10	0	13	13	0
Elementary Education	180	174	6	86	84	2	94	90	4
Inclusive Early Childhood Education	64	64	0	8	8	0	56	56	0
Vocational Education	3	1	2	1	0	1	2	1	1
All Majors	270	262	8	105	102	3	165	160	5
St. Thomas									
Early Childhood Education	11	11	0	5	5	0	6	6	0
Elementary Education	100	97	3	54	52	2	46	45	1
Inclusive Early Childhood Education	33	33	0	1	1	0	32	32	0
Vocational Education	2	1	1	0	0	0	2	1	1
All Majors	146	142	4	60	58	2	86	84	2
St. Croix									
Early Childhood Education	12	12	0	5	5	0	7	7	0
Elementary Education	80	77	3	32	32	0	48	45	3
Inclusive Early Childhood Education	31	31	0	7	7	0	24	24	0
Vocational Education	1	0	1	1	0	1	0	0	0
All Majors	124	120	4	45	44	1	79	76	3

**Table 1.4 Enrollment by Campus, Age and Status
Spring 2007**

Age	UVI		St. Thomas		St. Croix	
	Count	Percent	Count	Percent	Count	Percent
ALL						
Under 18	5	2%	2	1%	3	2%
18-19	24	9%	10	7%	14	11%
20-21	54	20%	34	23%	20	16%
22-24	37	14%	21	14%	16	13%
25-29	36	13%	19	13%	17	14%
30-34	24	9%	10	7%	14	11%
35-39	51	19%	32	22%	19	15%
40-49	34	13%	17	12%	17	14%
Over 50	5	2%	1	1%	4	3%
Unknown	0	0%	0	0%	0	0%
Total	270	100%	146	100%	124	100%
FULL-TIME						
Under 18	1	1%	0	0%	1	2%
18-19	22	21%	9	15%	13	29%
20-21	35	33%	25	42%	10	22%
22-24	14	13%	12	20%	2	4%
25-29	12	11%	7	12%	5	11%
30-34	4	4%	1	2%	3	7%
35-39	8	8%	3	5%	5	11%
40-49	6	6%	3	5%	3	7%
over 50	3	3%	0	0%	3	7%
Unknown	0	0%	0	0%		0%
Total	105	100%	60	100%	45	100%
PART-TIME						
Under 18	4	2%	2	2%	2	3%
18-19	2	1%	1	1%	1	1%
20-21	19	12%	9	10%	10	13%
22-24	23	14%	9	10%	14	18%
25-29	24	15%	12	14%	12	15%
30-34	20	12%	9	10%	11	14%
35-39	43	26%	29	34%	14	18%
40-49	28	17%	14	16%	14	18%
over 50	2	1%	1	1%	1	1%
Unknown	0	0%	0	0%	0	0%
Total	165	100%	86	100%	79	100%

**Table 1.5 St. Thomas Campus
by Undergraduate Course, Section, Enrollment and Credit Hours
Fall 2006**

Course	Class Description	Number of Sections	Total Enrollment	Average Enrollment	Credits per Course	Total Credit Hours
EDU 108	Early Childhood Development I	1	11	11	3	33
EDU 109	Inclusive Early Childhood Environments	1	4	4	3	12
EDU 113	Early Childhood Development II	1	6	6	3	18
EDU 221	Foundations of Education	1	15	15	3	45
EDU 230	Educational Psychology	1	14	14	3	42
EDU 250	Curriculum Development and Instruction	1	6	6	3	18
EDU 257	Mathematics & The Elementary Teacher	1	5	5	5	25
EDU 302	Introduction to Special Education	1	23	23	3	69
EDU 305	Teaching Mathematics in Inclusive Early Childhood Education	1	5	5	3	15
EDU 307	Teaching Science in Inclusive Early Childhood Education	1	11	11	3	33
EDU 350	Instructional Design and Technology	1	7	7	2	14
EDU 351	Classroom Management	1	9	9	2	18
EDU 354	Teaching the Language Arts II	1	4	4	4	16
EDU 452	Student Teaching in the Elementary School	1	2	2	9	18
EDU 469	Student Teaching in the Secondary School	1	1	1	6	6
EDU 470	Internship for Practicing Teachers	1	1	1	6	6
EDU 497	Seminar in Secondary Teaching	1	1	1	2	2
PE 111	Freshman Physical Education and Health	2	37	19	0.5	18.5
PED 111	Freshman Physical Education and Health	14	193	14	0.5	96.5
PLS 200	Self-Management: Wellness	3	62	21	2	124
ALL		36	417	12	66	629

**Table 1.6 St. Croix Campus
by Undergraduate Course, Section, Enrollment and Credit Hours
Fall 2006**

Course	Class Description	Number of Sections	Total Enrollment	Average Enrollment	Credits per Course	Total Credit Hours
EDU 108	Patterns Child Development	1	7	7	3	21
EDU 109	Development Environments For Infants	1	4		3	
EDU 215	Guiding Children's Early Behavior	1	18	18	3	54
EDU 216	Inclusive Early Childhood Curricula	1	11	11	3	33
EDU 221	Foundations of Education	1	18	18	3	54
EDU 230	Educational Psychology	1	15	15	3	45
EDU 250	Curriculum Development & Instruction	1	10	10	3	30
EDU 257	Mathematics and the Elementary Teacher	1	15	15	5	75
EDU 302	Introduction to Special Education	1	25	25	3	75
EDU 305	Teaching Mathematics in Inclusive Early Childhood Education	1	10	10	3	30
EDU 307	Teaching Science in Inclusive Early Childhood Education	1	11	11	3	33
EDU 350	Instructional Design and Technology	1	6	6	2	12
EDU 354	Teaching the Language Arts II	1	13	13	4	52
EDU 360	Science and the Elementary Teacher	1	14	14	5	70
EDU 452	Student Teaching in Elementary School	1	6	6	9	54
EDU 470	Internship for Practicing Teachers	1	2	2	2	4
PED 111	Freshman Physical Education & Health	5	56	11	0.5	28
PED 113	Cardiopulmonary Resuscitation	1	7	7	0.5	3.5
PLS 200	Self Management: Wellness & Risk	2	36	18	2	72
ALL		24	284	12	60	745.5

**Table 1.7 Degrees Conferred by Major and Campus
Spring 2007**

	Associates	Bachelors	All Degrees
UVI			
Early Childhood Education	9	•	9
Education	•	21	21
Total	9	21	30
St Thomas			
Early Childhood Education	2	•	2
Education	•	13	13
Total	2	13	15
St Croix			
Early Childhood Education	7	•	7
Education	•	8	8
Total	7	8	15

• Degree not offered

**Table 1.8 Degrees Conferred by Gender, Honor and Campus
Spring 2007**

	Female	Male	Total
UVI			
Cum Laude	6	0	6
Magna Cum Laude	1	0	1
Summa Cum Laude	3	0	3
Total	10	0	10
St. Thomas			
Cum Laude	3	0	3
Magna Cum Laude	0	0	0
Summa Cum Laude	2	0	2
Total	5	0	5
St. Croix			
Cum Laude	3	0	3
Magna Cum Laude	1	0	1
Summa Cum Laude	1	0	1
Total	5	0	5

Section Two

Graduate

Enrollment

**Table 1.9 Graduate Enrollment by Status, Major, Gender and Campus
Fall 2006**

Major	All			Full-time			Part-time		
	Total	Female	Male	Total	Female	Male	Total	Female	Male
UVI									
Master of Arts In Education	139	118	21	21	13	8	118	105	13
Non Degree Seeking	1	1	0	1	1	0	0	0	0
Total	140	119	21	22	14	8	118	105	13
St. Thomas									
Master of Arts In Education	76	65	11	14	9	5	62	56	6
Non Degree Seeking	0	0	0	0	0	0	0	0	0
Total	76	65	11	14	9	5	62	56	6
St. Croix									
Master of Arts In Education	63	53	10	7	4	3	56	49	7
Non Degree Seeking	1	1	0	1	1	0	0	0	0
Total	64	54	10	8	5	3	56	49	7

**Table 1.10 Graduate Enrollment by Campus, Age and Gender
Fall 2006**

Age Group	UVI			St. Thomas			St. Croix		
	Total	Female	Male	Total	Female	Male	Total	Female	Male
Under 22	0	0	0	0	0	0	0	0	0
22-24	14	14	0	9	9	0	5	5	0
25-29	26	21	5	16	13	3	10	8	2
30-34	31	27	4	21	19	2	10	8	2
35-39	28	25	3	11	8	3	17	17	0
40-49	28	20	8	12	9	3	16	11	5
Over 50	13	12	1	7	7	0	6	5	1
Total	140	119	21	76	65	11	64	54	10

**Table 1.11 Graduate Courses
by Course, Section, Enrollment and Credit Hours
Fall 2006**

Course	Class Description	St. Thomas				
		Number of Sections	Total Enrollment	Average Enrollment	Credits per Course	Total Credit Hours
EDU 500	Basic Research Techniques	1	7	7	3	21
EDU 505	American Education with Reference to the VI	1	14	14	3	42
EDU 506	Foundations of Guidance	1	22	22	3	66
EDU 530	Independent Study	1	12	12	3	36
EDU 542	Theories, Strategies and Teaching of Counseling	1	7	7	3	21
EDU 547	Foundation of School Administration	1	17	17	3	51
EDU 548	Organization & Government of American Education	1	4	4	3	12
EDU 550	Seminar-Issues in Education Administration	1	11	11	3	33
EDU 561	Introduction to Computers in Education	1	7	7	3	21
EDU 562	Introduction to Education Technology	1	3	3	3	9
EDU 563	Computer Application in Schools	1	7	7	3	21
EDU 565	Practicum in Education Technological	1	2	2	3	6
EDU 600	Thesis	1	8	8	1	8
		St. Croix				
EDU 500	Basic Research Techniques	1	17	17	3	51
EDU 506	Foundations of Guidance	1	16	16	3	48
EDU 530	Independent Study	1	10	10	3	30
EDU 542	Theories, Strategies and Teaching of Counseling	1	8	8	3	24
EDU 546	Practicum in Counseling	1	6	6	3	18
EDU 547	Fundamentals of School Administration	1	7	7	3	21
EDU 548	Organization & Government of American Education	1	4	4	3	12
EDU 554	Literature for Children & Adolescents	1	5	5	3	15
EDU 557	Internship/Seminar in Special Education	1	5	5	3	15
EDU 558	Behavior Management in Education Settings	1	11	11	3	33
EDU 561	Intro to Computers in Education	1	5	5	3	15
EDU 562	Introduction to Education Technology	1	3	3	3	9
EDU 563	Computer Application in Schools	1	3	3	3	9
EDU 600	Thesis	1	12	12	1	12

**Table 1.12 Graduate Degrees Conferred by Gender and Campus
Spring 2007**

Gender	UVI	St. Thomas	St. Croix
Female	22	12	10
Male	4	3	1
Total	26	15	11