

**Humanities &  
Social Sciences  
Division Portfolio  
AY 2005 - 2006**

# Division of Humanities and Social Sciences Fall 2005 – Spring 2006

## Table of Contents

### Section One – Undergraduate Enrollment

<b>Student Enrollment</b>	<b>Page</b>
Table 1.1 Enrollment by status, major, gender and campus: fall 2005	2
Table 1.2 UVI enrollment by campus, status and age: fall 2005	5
Table 1.3 Enrollment by status, major, gender and campus: spring 2006	6
Table 1.4 UVI enrollment by campus, status and age: spring 2006	7
<b>Credit Hour Enrollment</b>	
Table 1.5 Credit hour enrollment St Thomas Campus: fall 2005	8
Table 1.6 Credit hour enrollment St Croix Campus: fall 2005	12
<b>Degrees Awarded – Spring 2006</b>	
Table 1.7 Degrees conferred by major and campus	14
Table 1.8 Degrees conferred by honor, gender and campus	15

## Section Two – Graduate Enrollment

### Student Enrollment

**Page**

Table 1.9 Enrollment by status, major, gender and campus: fall 2005

17

Table 1.10 Enrollment by gender, age and campus: fall 2005

17

### Credit Hour Enrollment

Table 1.11 Credit hour enrollment by campus fall 2005

18

### Degrees Awarded

Table 1.12 Degrees conferred by gender and campus: Spring 2006

18

# *Section One*

# *Undergraduate*

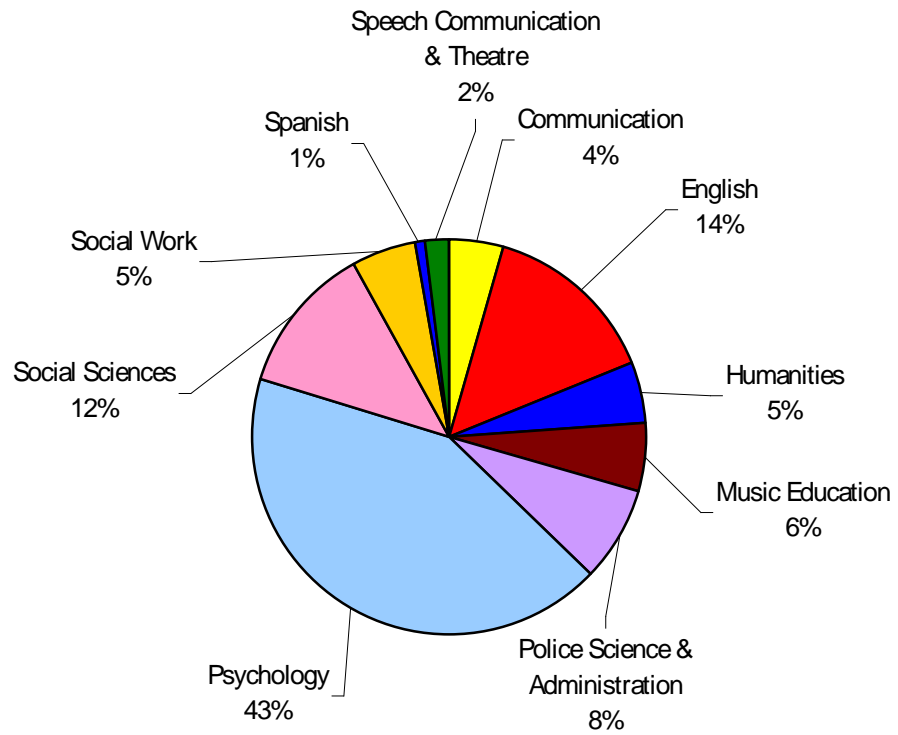
# *Enrollment*

**Table 1.1 Enrollment by Status, Major, Gender and Campus  
Fall 2005**

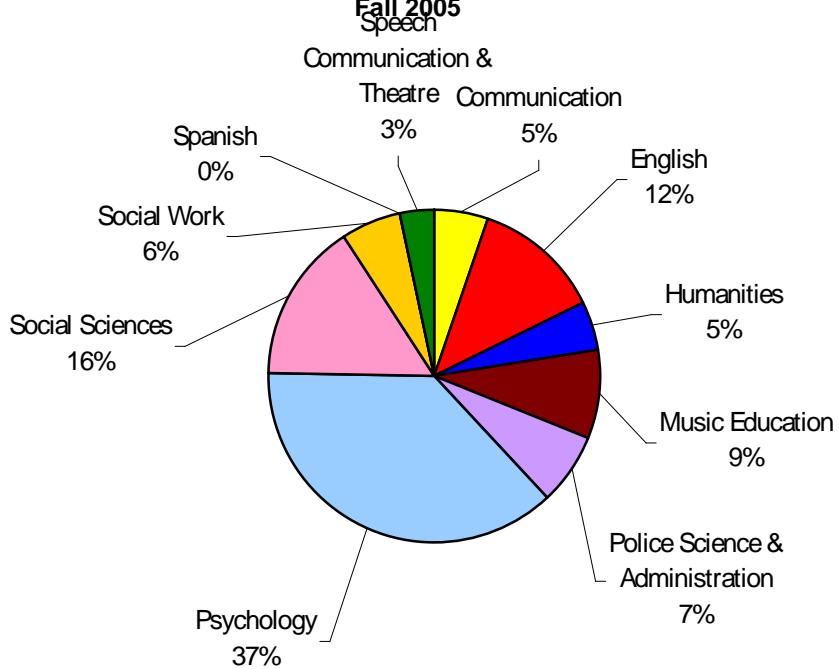
Major	All			Full-time			Part-time		
	Total	Female	Male	Total	Female	Male	Total	Female	Male
<b>UVI</b>									
Communication	13	9	4	11	7	4	2	2	0
English	42	35	7	24	19	5	18	16	2
Humanities	14	9	5	11	7	4	3	2	1
Music Education	16	12	4	8	6	2	8	6	2
Police Science & Administration	23	13	10	11	5	6	12	8	4
Psychology	123	103	20	81	66	15	42	37	5
Social Sciences	36	24	12	29	17	12	7	7	0
Social Work	15	14	1	12	11	1	3	3	0
Spanish	2	2	0	1	1	0	1	1	0
Speech Communication & Theatre	6	3	3	4	2	2	2	1	1
Undecided	209	130	79	125	76	49	84	54	30
<b>All Majors</b>	<b>499</b>	<b>354</b>	<b>145</b>	<b>317</b>	<b>217</b>	<b>100</b>	<b>182</b>	<b>137</b>	<b>45</b>
<b>St. Thomas</b>									
Communication	10	9	1	8	7	1	2	2	0
English	23	16	7	14	9	5	9	7	2
Humanities	9	4	5	8	4	4	1	0	1
Music Education	16	12	4	8	6	2	8	6	2
Police Science & Administration	13	8	5	4	1	3	9	7	2
Psychology	69	55	14	49	36	13	20	19	1
Social Sciences	29	19	10	23	13	10	6	6	0
Social Work	11	10	1	9	8	1	2	2	0
Spanish	0	0	0	0	0	0	0	0	0
Speech Communication & Theatre	6	3	3	4	2	2	2	1	1
Undecided	117	73	44	79	48	31	38	25	13
<b>All Majors</b>	<b>303</b>	<b>209</b>	<b>94</b>	<b>206</b>	<b>134</b>	<b>72</b>	<b>97</b>	<b>75</b>	<b>22</b>
<b>St. Croix</b>									
Communication	3	0	3	3	0	3	0	0	0
English	19	19	0	10	10	0	9	9	0
Humanities	5	5	0	3	3	0	2	2	0
Music Education	0	0	0	0	0	0	0	0	0
Police Science & Administration	10	5	5	7	4	3	3	1	2
Psychology	54	48	6	32	30	2	22	18	4
Social Sciences	7	5	2	6	4	2	1	1	0
Social Work	4	4	0	3	3	0	1	1	0
Spanish	2	2	0	1	1	0	1	1	0
Speech Communication & Theatre	0	0	0	0	0	0	0	0	0
Undecided	92	57	35	46	28	18	46	29	17
<b>All Majors</b>	<b>196</b>	<b>145</b>	<b>51</b>	<b>111</b>	<b>83</b>	<b>28</b>	<b>85</b>	<b>62</b>	<b>23</b>

**Enrollment by Major  
UVI**

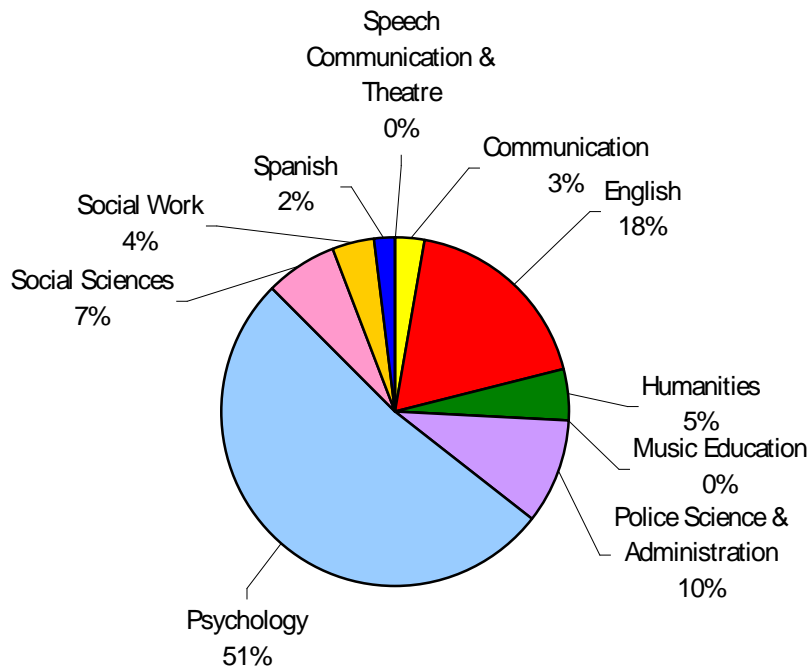
**Fall 2005**



**Enrollment by Major  
St Thomas Campus  
Fall 2005**



**Enrollment by Major  
St Croix Campus  
Fall 2005**



**Table 1.2 Enrollment by Campus, Age and Status  
Fall 2005**

Age	UVI		St. Thomas		St. Croix	
	Count	Percent	Count	Percent	Count	Percent
<b>ALL</b>						
Under 18	39	8%	24	8%	15	8%
18-19	119	24%	67	22%	52	27%
20-21	89	18%	65	21%	24	12%
22-24	83	17%	57	19%	26	13%
25-29	48	10%	33	11%	15	8%
30-34	39	8%	19	6%	20	10%
35-39	30	6%	14	5%	16	8%
40-49	34	7%	16	5%	18	9%
Over 50	18	4%	8	3%	10	5%
Unknown	0	0%	0	0%	0	0%
<b>Total</b>	<b>499</b>	<b>100%</b>	<b>303</b>	<b>100%</b>	<b>196</b>	<b>100%</b>
<b>FULL-TIME</b>						
Under 18	36	11%	22	11%	14	13%
18-19	108	34%	61	30%	47	42%
20-21	68	21%	49	24%	19	17%
22-24	52	16%	41	20%	11	10%
25-29	22	7%	17	8%	5	5%
30-34	13	4%	7	3%	6	5%
35-39	11	3%	6	3%	5	5%
40-49	6	2%	2	1%	4	4%
over 50	1	0%	1	0%	0	0%
Unknown	0	0%	0	0%	0	0%
<b>Total</b>	<b>317</b>	<b>100%</b>	<b>206</b>	<b>100%</b>	<b>111</b>	<b>100%</b>
<b>PART-TIME</b>						
Under 18	3	2%	2	2%	1	1%
18-19	11	6%	6	6%	5	6%
20-21	21	12%	16	16%	5	6%
22-24	31	17%	16	16%	15	18%
25-29	26	14%	16	16%	10	12%
30-34	26	14%	12	12%	14	16%
35-39	19	10%	8	8%	11	13%
40-49	28	15%	14	14%	14	16%
over 50	17	9%	7	7%	10	12%
Unknown	0	0%	0	0%	0	0%
<b>Total</b>	<b>182</b>	<b>100%</b>	<b>97</b>	<b>100%</b>	<b>85</b>	<b>100%</b>



**Table 1.3 Enrollment by Status, Major, Gender and Campus  
Spring 2006**

Major	All			Full-time			Part-time		
	Total	Female	Male	Total	Female	Male	Total	Female	Male
<b>UVI</b>									
Communication	15	14	1	14	13	1	1	1	0
English	40	33	7	25	18	7	15	15	0
Humanities	12	9	3	10	7	3	2	2	0
Music/Music Education	14	11	3	5	4	1	9	7	2
Police Science & Administration	27	18	9	14	8	6	13	10	3
Psychology	134	116	18	90	76	14	44	40	4
Social Sciences	38	23	15	22	13	9	16	10	6
Social Work	14	13	1	8	7	1	6	6	0
Speech Communication & Theatre	8	6	2	4	4	0	4	2	2
Undecided	152	87	65	72	41	31	80	46	34
<b>All Majors</b>	<b>454</b>	<b>330</b>	<b>124</b>	<b>264</b>	<b>191</b>	<b>73</b>	<b>190</b>	<b>139</b>	<b>51</b>
<b>St. Thomas</b>									
Communication	13	12	1	12	11	1	1	1	0
English	22	16	6	14	8	6	8	8	0
Humanities	9	6	3	8	5	3	1	1	0
Music/Music Education	14	11	3	5	4	1	9	7	2
Police Science & Administration	16	10	6	8	4	4	8	6	2
Psychology	77	64	13	51	40	11	26	24	2
Social Sciences	30	19	11	18	10	8	12	9	3
Social Work	8	8	0	5	5	0	3	3	0
Speech Communication & Theatre	8	6	2	4	4	0	4	2	2
Undecided	81	48	33	41	25	16	40	23	17
<b>All Majors</b>	<b>278</b>	<b>200</b>	<b>78</b>	<b>166</b>	<b>116</b>	<b>50</b>	<b>112</b>	<b>84</b>	<b>28</b>
<b>St. Croix</b>									
Communication	2	2	0	2	2	0	0	0	0
English	18	17	1	11	10	1	7	7	0
Humanities	3	3	0	2	2	0	1	1	0
Music/Music Education	0	0	0	0	0	0	0	0	0
Police Science & Administration	11	8	3	6	4	2	5	4	1
Psychology	57	52	5	39	36	3	18	16	2
Social Sciences	8	4	4	4	3	1	4	1	3
Social Work	6	5	1	3	2	1	3	3	0
Speech Communication & Theatre	0	0	0	0	0	0	0	0	0
Undecided	71	39	32	31	16	15	40	23	17
<b>All Majors</b>	<b>176</b>	<b>130</b>	<b>46</b>	<b>98</b>	<b>75</b>	<b>23</b>	<b>78</b>	<b>55</b>	<b>23</b>

**Table 1.4 Enrollment by Campus, Age and Status  
Spring 2006**

Age	UVI		St. Thomas		St. Croix	
	Count	Percent	Count	Percent	Count	Percent
<b>ALL</b>						
Under 18	2	0%	1	0%	1	1%
18-19	89	20%	47	17%	42	24%
20-21	98	22%	62	22%	36	20%
22-24	92	20%	64	23%	28	16%
25-29	62	14%	43	15%	19	11%
30-34	38	8%	24	9%	14	8%
35-39	25	6%	14	5%	11	6%
40-49	31	7%	15	5%	16	9%
Over 50	13	3%	7	3%	6	3%
Unknown	4	1%	1	0%	3	2%
<b>Total</b>	<b>454</b>	<b>100%</b>	<b>278</b>	<b>100%</b>	<b>176</b>	<b>100%</b>
<b>FULL-TIME</b>						
Under 18	2	1%	1	1%	1	1%
18-19	80	30%	44	27%	36	37%
20-21	73	28%	49	30%	24	24%
22-24	57	22%	37	22%	20	20%
25-29	26	10%	19	11%	7	7%
30-34	13	5%	8	5%	5	5%
35-39	7	3%	6	4%	1	1%
40-49	5	2%	1	1%	4	4%
over 50	1	0%	1	1%	0	0%
Unknown	0	0%	0	0%	0	0%
<b>Total</b>	<b>264</b>	<b>100%</b>	<b>166</b>	<b>100%</b>	<b>98</b>	<b>100%</b>
<b>PART-TIME</b>						
Under 18	0	0%	0	0%	0	0%
18-19	9	5%	3	3%	6	8%
20-21	25	13%	13	12%	12	15%
22-24	35	18%	27	24%	8	10%
25-29	36	19%	24	21%	12	15%
30-34	25	13%	16	14%	9	12%
35-39	18	9%	8	7%	10	13%
40-49	26	14%	14	13%	12	15%
over 50	12	6%	6	5%	6	8%
Unknown	4	2%	1	1%	3	4%
<b>Total</b>	<b>190</b>	<b>100%</b>	<b>112</b>	<b>100%</b>	<b>78</b>	<b>100%</b>

**Table 1.5 St. Thomas Campus  
by Undergraduate Course, Section, Enrollment and Credit Hours  
Fall 2005**

Course	Class Description	Number of Sections	Total Enrollment	Average Enrollment	Credits per Course	Total Credit Hours
ART 126	Selected Problems in World Art	1	6	6	3	18
ART 150	Painting	1	6	6	2	12
BMS 101	Bilingual Multi Study	1	2	2	12	24
COM 100	Basic Radio Production	1	8	8	3	24
COM 110	Introduction to Communication	2	11	5.5	3	33
COM 119	Interpersonal Communication and Leadership Skills	4	116	29	3	348
COM 120	Public Speaking	4	75	19	3	225
COM 227	Voice & Diction	1	8	8	3	24
COM 401	Argumentation and Debate	1	12	12	3	36
COM 402	Mass Communication Law and Ethics	1	3	3	3	9
ENG 051	Functional Writing	1	11	11	3	33
ENG 100	Writing across the Curriculum	6	110	18	1	110
ENG 101	Reading in Content Areas	7	100	14	1	100
ENG 120	English Composition I	6	139	23	3	417
ENG 201	Research and Applied Writing	5	124	25	3	372
ENG 261	World Literature I	4	87	22	3	261
ENG 262	World Literature II	2	48	24	3	144
ENG 343	Language Theory	1	13	13	3	39
ENG 344	Advanced Writing	1	10	10	3	30
ENG 361	American Literature	1	23	23	3	69
ENG 465	Selected Topics I	1	4	4	3	12
ENG 466	Selected Topics II	1	5	5	3	15
FRE 131	Functional Elementary French I	1	16	16	4	64
FRE 132	Functional Elementary French II	1	12	12	4	48
FRE 231	Functional Intermediate French I	1	8	8	4	32
HUM 115	Humanities Overture	3	90	30	3	270
HUM 497	Senior Humanities Seminar I	1	9	9	1	9
MUE 311	Conducting Techniques	1	1	1	3	3

Continued →

**Table 1.5 St. Thomas Campus  
by Undergraduate Course, Section, Enrollment and Credit Hours  
Fall 2005**

Course	Class Description	Number of Sections	Total Enrollment	Average Enrollment	Credits per Course	Total Credit Hours
MUE 321	Brass and Percussion Methods	1	1	1	2	2
MUS 101	Sight Singing/Ear Training	1	5	5	1	5
MUS 103	Music Theory I	1	4	4	3	12
MUS 124	Introduction to Music	2	14	7	3	42
MUS 132	Concert Band	1	5	5	1	5
MUS 133	Jazz Ensemble	1	1	1	1	1
MUS 134	Steel Band Ensemble	1	11	11	1	11
MUS 161	Applied Music-Voice	3	10	3	1	10
MUS 162	Applied Music - Voice	3	2	1	1	2
MUS 173	Secondary Piano I	1	4	4	1	4
MUS 174	Secondary Piano II	1	2	2	1	2
MUS 175	Secondary Voice I	1	2	2	1	2
MUS 176	Secondary Voice II	1	1	1	1	1
MUS 183	Class Voice I	1	1	1	1	1
MUS 201	Music Theory III	1	1	1	3	3
MUS 206	Music History & Literature I	1	1	1	3	3
MUS 242	Concert Choir	1	10	10	1	10
MUS 261	Applied Music - Reeds	4	5	1	1	5
MUS 262	Applied Music - Brass	2	2	1	1	2
MUS 273	Secondary Piano III	1	2	2	1	2
MUS 275	Secondary Voice III	1	1	1	1	1
MUS 302	Form and Analysis	1	4	4	1	4
MUE 321	Brass and Percussion Methods	1	1	1	2	2
MUS 361	Applied Music - Reeds	3	3	1	1	3
MUS 362	Applied Music - Voice	2	3	2	1	3
MUS 401	Orchestration & Arranging	1	5	5	3	15
MUS 461	Applied Music - Piano	4	4	1	1	4
MUS 462	Applied Music - Brass	2	2	1	1	2
PHI 200	Critical Thinking	2	81	41	3	243
RAC 021	Reading in Content Area	6	80	13	3	240

Continued →

**Table 1.5 St. Thomas Campus  
by Undergraduate Course, Section, Enrollment and Credit Hours  
Fall 2005**

<b>Course</b>	<b>Class Description</b>	<b>Number of Sections</b>	<b>Total Enrollment</b>	<b>Average Enrollment</b>	<b>Credits per Course</b>	<b>Total Credit Hours</b>
SPA 131	Functional Elementary Spanish I	5	101	20	4	404
SPA 132	Functional Elementary Spanish II	3	51	17	4	204
SPA 231	Functional Intermediate Spanish I	3	44	15	4	176
THE 110	Introduction to Theatre	1	7	7	3	21
THE 211	Theatre Production	1	2	2	1	2
THE 212	Theatre Production	1	1	1	1	1
THE 214	Theatre Production	1	1	1	1	1
THE 323	Basic Acting	1	8	8	3	24
THE 413	Theatre Criticism	1	3	3	3	9
WAC 011	Writing Across the Curriculum	7	111	16	3	333
<b>ALL</b>		<b>137</b>	<b>1773</b>	<b>13</b>	<b>163</b>	<b>4956</b>

**Table 1.6 St. Croix Campus  
by Undergraduate Course, Section, Enrollment and Credit Hours  
Fall 2005**

<b>Course</b>	<b>Class Description</b>	<b>Number of Sections</b>	<b>Total Enrollment</b>	<b>Average Enrollment</b>	<b>Credits per Course</b>	<b>Total Credit Hours</b>
COM 119	Interpersonal Communication and Leadership Skills Public Speaking	3	64	21	3	192
COM 120		2	26	13	3	78
ENG 051	Functional Writing	1	14	14	3	42
ENG 100	Writing Across the Curriculum	5	72	14	1	72
ENG 101	Reading in the Content Areas	4	88	22	1	88
ENG 120	English Composition I	4	84	21	3	252
ENG 201	Research and Applied Writing	4	81	20	3	243
ENG 261	World Literature I	2	50	25	3	150
ENG 262	World Literature II	1	29	29	3	87
ENG 321	British Literature I	1	1	1	3	3
ENG 343	Language Theory and Practice II	1	8	8	3	24
ENG 344	Advanced Writing	1	5	5	3	15
ENG 361	American Literature	1	9	9	3	27
ENG 465	Creative Writing	1	6	6	3	18
ENG 466	Selected Topics II	1	9	9	3	27
FRE 131	Functional Elementary French I	1	8	8	3	24
HUM 115	Humanities Overture	2	27	14	3	81
HUM 497	Senior Humanities Seminar I	1	6	6	4	24
MUS 124	Introduction To Music	1	9	9	3	27
PHI 200	Critical Thinking	1	30	30	3	90
RAC 021	Reading in the Content Areas	6	88	15	1	88
SPA 131	Functional Elementary Spanish I	3	55	18	3	165
SPA 132	Functional Elementary Spanish II	2	33	17	3	99
SPA 231	Functional Intermediate Spanish I	2	54	27	3	162
WAC 011	Writing Across the Curriculum	5	72	14	3	216
<b>ALL</b>		<b>56</b>	<b>928</b>	<b>17</b>	<b>70</b>	<b>2294</b>

**Table 1.6 St. Croix Campus  
by Undergraduate Course, Section, Enrollment and Credit Hours  
Fall 2005**

Course	Class Description	Number of Sections	Total Enrollment	Average Enrollment	Credits per Course	Total Credit Hours
ECO 221	Introduction to Macro-Economics	1	16	16	3	48
ECO 222	Introduction to Micro-Economics	1	11	11	3	33
HIS 181	World Civilizations I	1	14	14	3	42
HIS 320	History of the United States	1	16	16	3	48
HIS 342	History of the Virgin Islands	1	26	26	3	78
LAS 111	Introduction to the Legal System	1	9	9	3	27
LAS 113	Litigation & Torts	1	3	3	3	9
LAS 115	Wills, Trust and Estate Planning	1	7	7	3	21
MLS 101	Foundations of Officership	1	9	9	3	27
MLS 201	Individual Leadership Studies	1	2	2	3	6
PSA 122	Criminal Law	1	8	8	3	24
PSA 221	Contemporary Corrections	1	6	6	3	18
PSA 265	Selected Topics	1	5	5	3	15
PSY 120	General Psychology	2	31	16	3	93
PSY 202	Life Span Development	1	19	19	3	57
PSY 301	Social Psychology	1	10	10	3	30
PSY 322	Adult Development	1	9	9	3	27
PSY 432	Industrial Organizational Psychology	1	6	6	3	18
PSY 440	Applied Research Method	1	4	4	3	12
SOC 121	Introduction to Sociology	1	27	27	3	81
SOC 124	Social Problems	1	7	7	3	21
SSC 100	The Caribbean: Social Dimensions	5	107	21	3	321
SSC 327	Quantitative Research Methods in the Social Sciences	1	12	12	4	48
SSC 497	Social Sciences Senior Seminar	1	6	6	1	6
<b>ALL</b>		<b>29</b>	<b>370</b>	<b>13</b>	<b>71</b>	<b>1056</b>

**Table 1.7 Degrees Conferred by Major and Campus**

## Spring 2006

	Associates	Bachelors	All Degrees
<b>UVI</b>			
Communication	•	2	2
English	•	7	7
Speech, Communication and Theater	•	0	0
Music Education	•	3	3
Police Science and Administration	6	•	6
Psychology	•	20	20
Social Sciences	•	2	2
Social Work	•	0	0
<b>Total</b>	<b>6</b>	<b>34</b>	<b>40</b>
<b>St Thomas</b>			
Communication	•	2	2
English	•	3	3
Music Education	•	0	0
Speech, Communication and Theater	•	3	3
Police Science and Administration	4	•	4
Psychology	•	15	15
Social Sciences	•	2	2
Social Work	•	0	0
<b>Total</b>	<b>4</b>	<b>25</b>	<b>29</b>
<b>St Croix</b>			
Communication	•	0	0
English	•	4	4
Music Education	•	0	0
Speech, Communication and Theater	•	0	0
Police Science and Administration	2	•	2
Psychology	•	5	5
Social Sciences	•	0	0
Social Work	•	0	0
<b>Total</b>	<b>2</b>	<b>9</b>	<b>11</b>

• Degree not offered



**Table 1.8 Degrees Conferred by Gender, Honor and Campus  
Spring 2006**

	Female	Male	Total
<b>UVI</b>			
Cum Laude	1	0	1
Magna Cum Laude	0	0	0
Summa Cum Laude	0	0	0
Total	1	0	1
<b>St. Thomas</b>			
Cum Laude	1	0	1
Magna Cum Laude	0	0	0
Summa Cum Laude	0	0	0
Total	1	0	1
<b>St. Croix</b>			
Cum Laude	0	0	0
Magna Cum Laude	0	0	0
Summa Cum Laude	0	0	0
Total	0	0	0

# *Section Two*

## *Graduate*

### *Enrollment*

**Table 1.9 Graduate Enrollment by Status, Major, Gender and Campus  
Fall 2005**

Major	All			Full-time			Part-time		
	Total	Female	Male	Total	Female	Male	Total	Female	Male
<b>UVI</b>									
Master of Public Administration	10	10	0	8	8	0	2	2	0
Non-Degree Seeking	0	0	0	0	0	0	0	0	0
<b>Total</b>	<b>10</b>	<b>10</b>	<b>0</b>	<b>8</b>	<b>8</b>	<b>0</b>	<b>2</b>	<b>2</b>	<b>0</b>
<b>St. Thomas</b>									
Master of Public Administration	8	8	0	6	6	0	2	2	0
Non-Degree Seeking	0	0	0	0	0	0	0	0	0
<b>Total</b>	<b>8</b>	<b>8</b>	<b>0</b>	<b>6</b>	<b>6</b>	<b>0</b>	<b>2</b>	<b>2</b>	<b>0</b>
<b>St. Croix</b>									
Master of Public Administration	2	2	0	2	2	0	0	0	0
Non-Degree Seeking	0	0	0	0	0	0	0	0	0
<b>Total</b>	<b>2</b>	<b>2</b>	<b>0</b>	<b>2</b>	<b>2</b>	<b>0</b>	<b>0</b>	<b>0</b>	<b>0</b>

**Table 1.10 Graduate Enrollment by Campus, Age and Gender  
Fall 2005**

Age Group	UVI			St. Thomas			St. Croix		
	Total	Female	Male	Total	Female	Male	Total	Female	Male
Under 22	0	0	0	0	0	0	0	0	0
22-24	2	2	0	0	0	0	2	2	0
25-29	1	1	0	1	1	0	0	0	0
30-34	2	2	0	2	2	0	0	0	0
35-39	1	1	0	1	1	0	0	0	0
40-49	3	3	0	3	3	0	0	0	0
Over 50	1	1	0	1	1	0	0	0	0
<b>Total</b>	<b>10</b>	<b>10</b>	<b>0</b>	<b>8</b>	<b>8</b>	<b>0</b>	<b>2</b>	<b>2</b>	<b>0</b>

**Table 1.11 Graduate Courses  
by Course, Section, Enrollment and Credit Hours  
Fall 2005**

Course	Class Description	St. Thomas				
		Number of Sections	Total Enrollment	Average Enrollment	Credits per Course	Total Credit Hours
PUA 523	Recent Development In Public Administration	1	2	2	3	6
PUA 528	Labor/Management Relations	1	4	4	3	12
PUA 531	Group Processes & Leadership	1	3	3	3	9
PUA 534	Budget Management	1	2	2	3	6
		St. Croix				
PUA 523	Recent Development In Public Administration	1	6	6	3	18
PUA 528	Labor/Management Relations	1	7	7	3	21
PUA 531	Group Processes & Leadership	1	7	7	3	21
PUA 534	Budget Management	1	7	7	3	21

**Table 1.12 Graduate Degrees Conferred by Campus and Gender  
Spring 2006**

Gender	UVI	St. Thomas	St. Croix
Female	10	8	2
Male	2	0	0
<b>Total</b>	<b>12</b>	<b>8</b>	<b>2</b>